



# **Surf House Weekly AMTS Monitoring Report**

**For Fort Partners**

**12/09/2024 to 12/16/2024**

# Project Narrative

## PROJECT INFORMATION

The project consists of the construction of a 12-level condominium structure. The new development will have a footprint of about 65 by 180 feet, and will rise to a maximum elevation of +140 feet NGVD. A single level basement is also planned for the development, with an anticipated finished floor elevation of -6' 8" feet NGVD. The underground parking garage will have approximate measurements of 206 feet in the east-west direction, and up to 65 feet in the north-south direction. The footprint of the garage structure is anticipated to be roughly 13,600 square feet. The garage will be accessed on the North side by car lifts. The eastern portion of the undeveloped land will include a pool and garden for the residents.

## AUTOMATED TOTAL STATION MONITORING

A total of four (4) have been installed at this time. The system collects readings every hour on the monitoring points on the Arte building. The location and identification of each device is presented in the table below and shown graphically on the map. A graph will be displayed for each monitor showing the data points collected during the specified time period. This report will display the average daily data collected from the week of this report.

The automated total station monitoring equipment was installed on the dates as listed in the table below:

Installation Date	Components Installed	Location
7/14/2023	AMTS/Logger Enclosure/Solar Panel	Roof of Four Seasons Hotel
7/14/2023	Monitoring Points: Arte 1, Arte 4 (Arte 4 added to readings on 7/19/2023)	Roof of Arte, 10 floor level – east side of slab edge
7/19/2023	Monitoring Points: Arte 2, Arte 3	Roof of Arte, east and west sides of roof slab
9/6/2023	Swap of AMTS system	Roof of Four Seasons Hotel
11/14/2023	Monitoring Points: MIRAGE SW, MIRAGE NE, MIRAGE NW	Roof of Mirage Condo building
1/31/2024	Monitoring Points: Arte 1, Arte 2, Arte 3	Monitoring points replaced on this date.

## REVIEW OF TOTAL STATION MONITORING DATA

The following definitions identify the wording that will be used in the report to describe the vibration readings:

- Deflection: a lateral movement of the structure in the X or Y Axis (back and forth, side to side).
- Settlement: a vertical movement downward.
- Heave: a vertical movement upward.

The following is a description of the orientation of the X, Y, and Z axes used to identify movement of the structure.

- X Axis: Lateral movement in the east/west direction. Positive readings indicate movement to the east, negative readings indicate movement to the west.
- Y axis: Lateral movement in the north/south direction. Positive readings indicate movement to the north, negative readings indicate movement to the south.
- Z Axis: Vertical movement up/down. Positive readings indicate heave, negative readings indicate settlement.

#### DATES WHEN TOTAL STATION READINGS EXCEEDED THRESHOLD VALUES

Below is a table of dates when readings exceeded threshold values on the total station system, along with the cause of the reason for each occurrence. Please note that readings may show periodic variations during the reporting period, which may be due to temperature, weather conditions, sun glare, etc. These may occur on a daily basis (such as due to temperature) or in individual data sets (such poor weather conditions). All exceedances above the threshold will be noted below.

Date	Monitoring Point(s)	Reading (inches)
11/15/2023 19:00 11/16/2023 2:00	Arte 2	-0.336 – X axis <sup>1</sup> -0.354 – X axis <sup>1</sup>
11/15/2023 23:00	MIRAGE NW MIRAGE SE MIRAGE SW	-0.290 – X axis <sup>1</sup> -0.407 – X axis <sup>1</sup> -0.431 – X axis <sup>1</sup>
12/16/2023 5:00	Arte 3 MIRAGE SE MIRAGE SW	-0.256 – X axis <sup>2</sup> -0.476 – X axis <sup>2</sup> -0.485 – X axis <sup>2</sup>
12/26/2023 4:00	MIRAGE SE MIRAGE SW	-0.303 – X axis <sup>3</sup> -0.298 – X axis <sup>3</sup>
12/31/2023 7:00	Arte 3 MIRAGE SE	-0.288 – X axis <sup>3</sup> -0.266 – X axis <sup>3</sup>
1/11/2024 4:00  1/11/2024 5:00	MIRAGE SE MIRAGE SW MIRAGE SE MIRAGE SW	-0.449 – X axis <sup>3</sup> -0.466 – X axis <sup>3</sup> -0.432 – X axis <sup>3</sup> -0.443 – X axis <sup>3</sup>
1/11/2024 17:00	MIRAGE NW	-0.285 – X axis <sup>3</sup>

1/11/2024 18:00	MIRAGE SE	-0.408 – X axis <sup>3</sup>
	MIRAGE SW	-0.432 – X axis <sup>3</sup>
	MIRAGE NW	-0.292 – X axis <sup>3</sup>
	MIRAGE SE	-0.419 – X axis <sup>3</sup>
	MIRAGE SW	-0.437 – X axis <sup>3</sup>
1/14/2024 16:00	MIRAGE NW	-0.309 – X axis <sup>3</sup>
	MIRAGE SE	-0.418 – X axis <sup>3</sup>
	MIRAGE SW	-0.443 – X axis <sup>3</sup>

<sup>1</sup> Exceedances appear to be a result of data collected during times of high wind/rain that caused high error in the data sets.

<sup>2</sup> Exceedances appear to be a result of data collected during times of high wind/rain that caused high error in the data sets.

<sup>3</sup> Exceedances in the individual readings sets on these dates are due to a lack of adequate control points in the data set, causing higher error in these reading sets.

#### DATES WHEN TOTAL STATION READINGS WERE NOT RECORDED

Below is a table of dates when readings were not recorded on the total station system, along with the cause of the reason for each occurrence.

Date	AMTS System/Points
8/21/23 through 8/22/23	Arte4 <sup>1</sup>
8/31/23, 9/3/23 through 9/5/23	Arte4 <sup>2</sup>
9/5/23	Arte <sup>3</sup>
11/16/2023 through 11/21/2023	AMTS System <sup>4</sup>
12/5/2023 10:00 – 12/11/2023 12:00	AMTS System <sup>5</sup>
12/14/2023 – 12/17/2023	Arte1, Arte4 <sup>6</sup>
1/24,25,27/2024	Arte2 <sup>7</sup>
6/11/2024 -6/17/2024	AMTS System <sup>8</sup>
6/29/2024 – 7/8/2024	Mirage NW <sup>9</sup>
10/6/2024 – 10/8/2024	Arte4 <sup>10</sup>
10/17/2024 – 10/20/2024	Arte4 <sup>11</sup>
11/12/2024 – 11/24/2024	Arte4 <sup>12</sup>
11/26/2024 – 11/29/2024	Arte1 <sup>13</sup>

<sup>1</sup> Readings for monitoring point Arte4 were not obtained on 8/21/23 through 8/22/23. This is likely due to environmental factors which impacted the return of the measurement from the total station to the monitoring point. Readings to the other monitoring points were not affect during this time frame.

<sup>2</sup> Readings for monitoring point Arte4 were not obtained on 8/31/23, and from 9/3/23 through 9/5/23. This is likely due to environmental factors which impacted the return of the measurement from the total station to the monitoring point. We are planning an inspection of the AMTS system to ensure there is no issues related to this monitoring point. Readings to the other monitoring points were not affect during this time frame.

<sup>3</sup> Readings for monitoring point Arte1 were not obtained on 9/5/23. Due to the recent missed readings on Arte4 and Arte1, a swap of the AMTS system was performed on 9/6/23. Following the swap of the AMTS system, readings have been collected on a regular interval for all monitoring points.

<sup>4</sup> Readings for the AMTS system appears to have been affected by the heavy rain/wind event that occurred on 11/15/2023. The system was inspected on 11/21/2023 and was found to be out of level. The AMTS was releveled and tested for proper operation. All monitoring points were read with the instrument following the maintenance of the system.

<sup>5</sup> Readings for the AMTS system appears to have been affected on 12/5/2023 causing the system to become unlevel. The system was inspected and releveled on 12/11/2023. The AMTS was tested for proper operation following the maintenance. All monitoring points were read with the instrument following the maintenance of the system.

<sup>6</sup> Readings for monitoring points Arte1 and Arte 4 stopped following the inclement weather that occurred during this time frame. The system was updated on 12/18/2023 and data collection on the points was returned.

<sup>7</sup> Readings for monitoring point Arte2 was not recorded on these dates. A site visit is schedule for inspection of the monitoring point to review the condition and assess as need to improve data collection on this point.

<sup>8</sup> Readings of monitoring points were affected over the past week due to heavy storms. Affects include gaps in data due to higher error and/or poor conditions and spikes on specific data sets due to the high error.

<sup>9</sup> Readings for this monitoring point were not collected during this time period. The point was inspected and replaced on 7/9/2024 due to poor condition of the prism face.

<sup>10</sup> Readings of this monitoring point was affected on these dates, likely due to poor response from the prism.

<sup>11</sup> Readings of this monitoring point was affected on these dates, likely due to poor response from the prism.

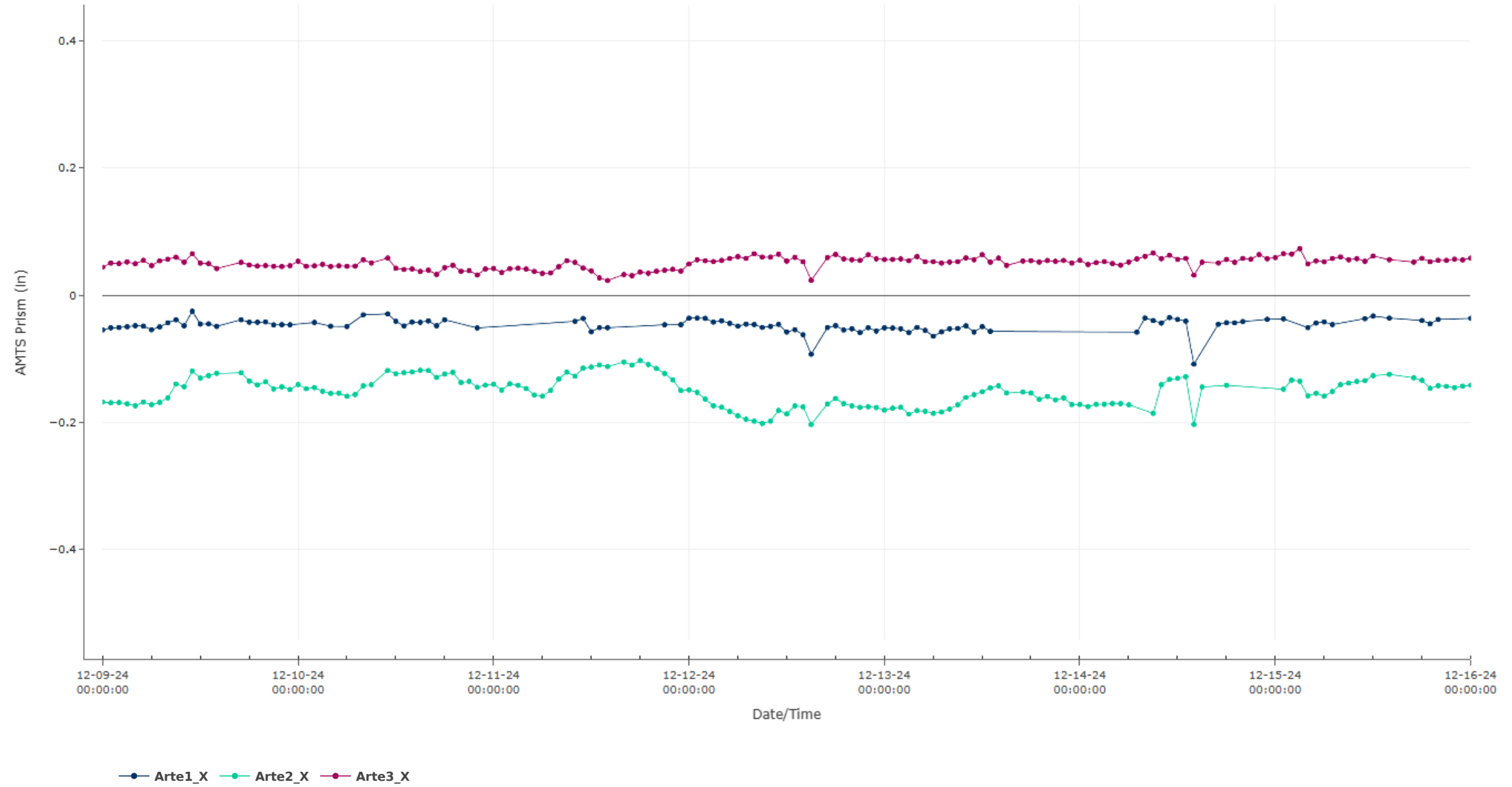
<sup>12</sup> Readings of this monitoring point was affected on these dates, likely due to poor response from the prism.

<sup>13</sup> Readings for this monitoring point were not collected on these dates. The cause for this is currently unknown, but has since returned to reading regularly. Additional collection issues will be investigated further.

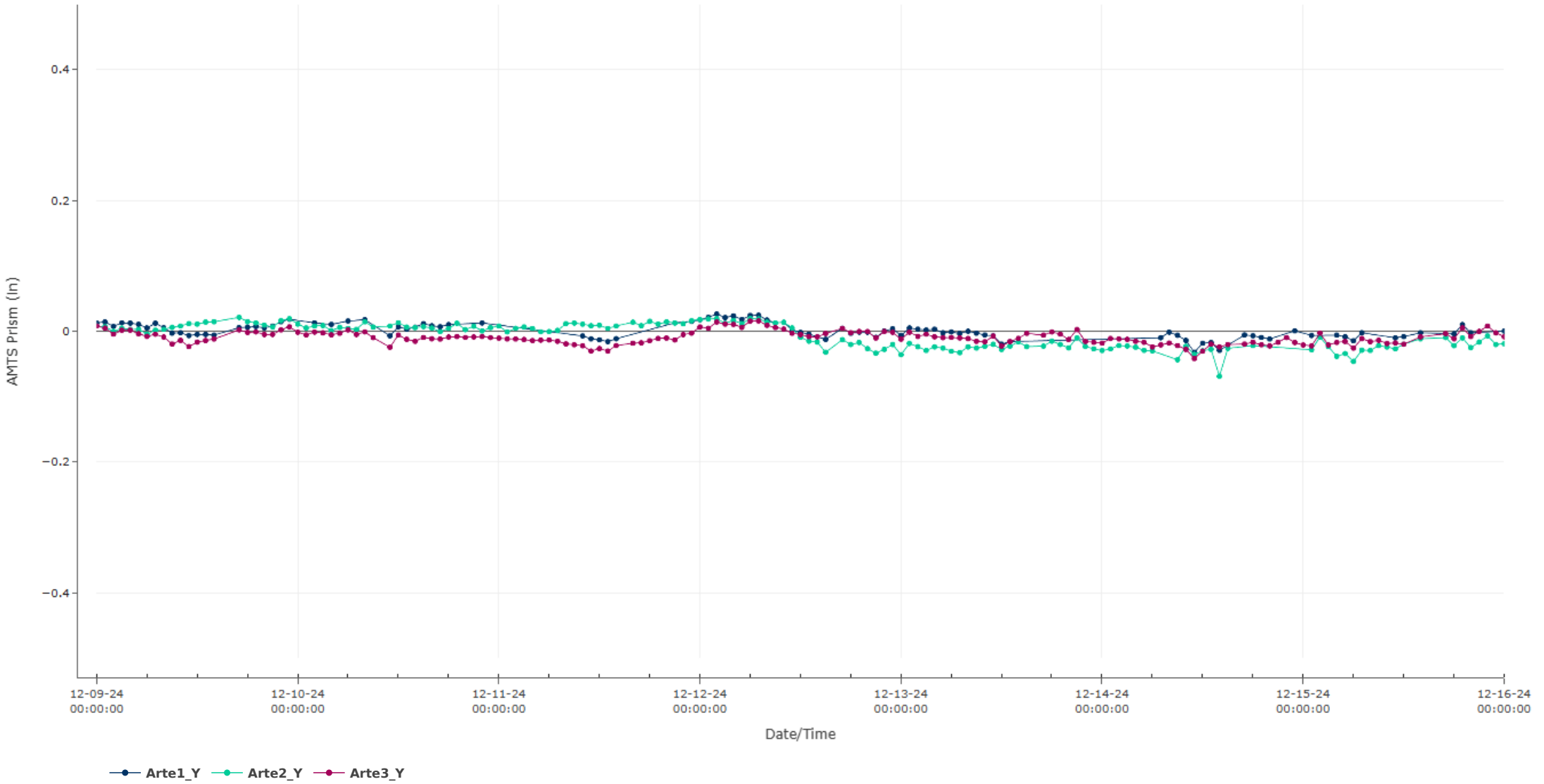
# Report AMTS View



# AMTS X-axis

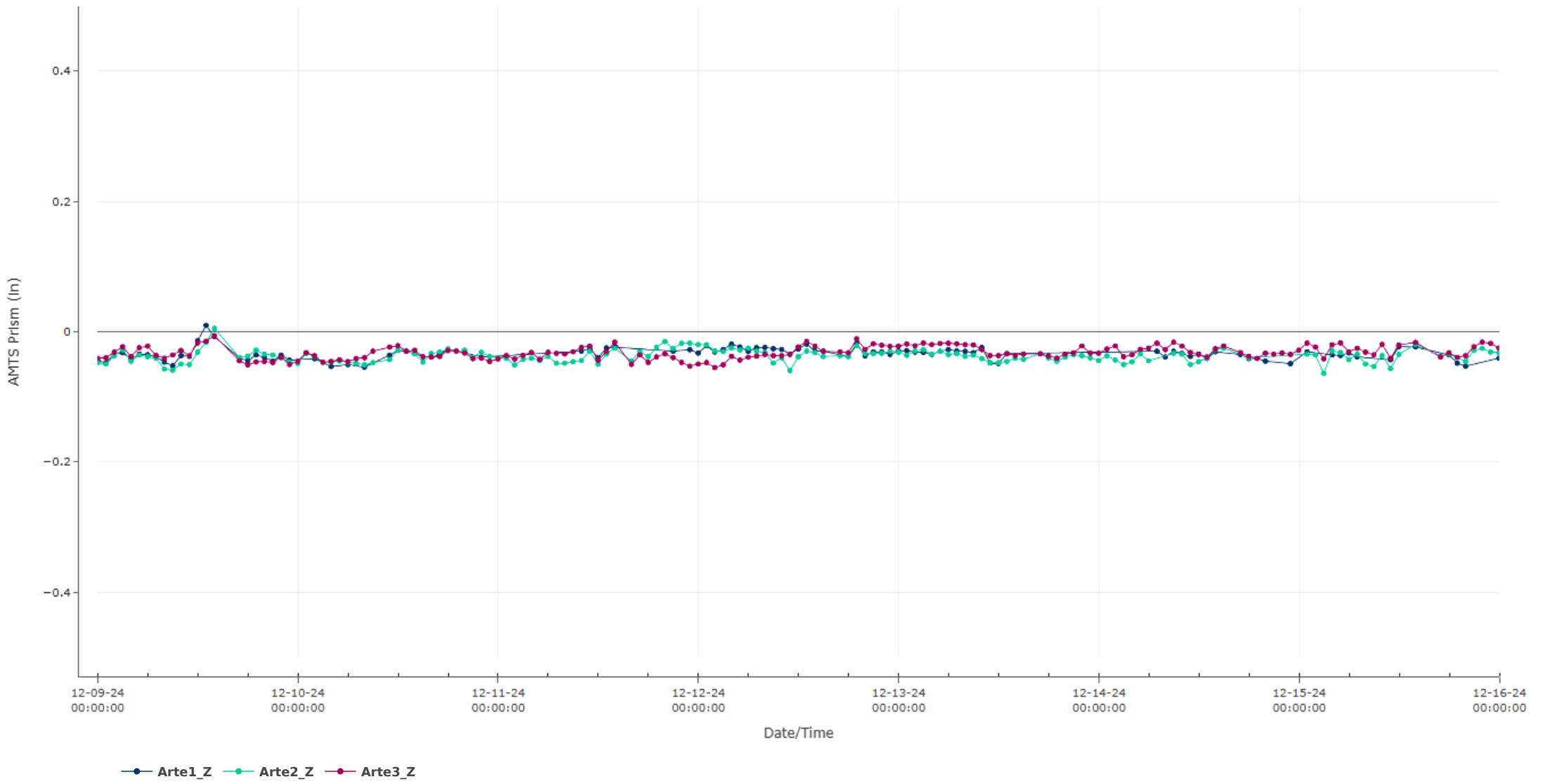


# AMTS Y-axis





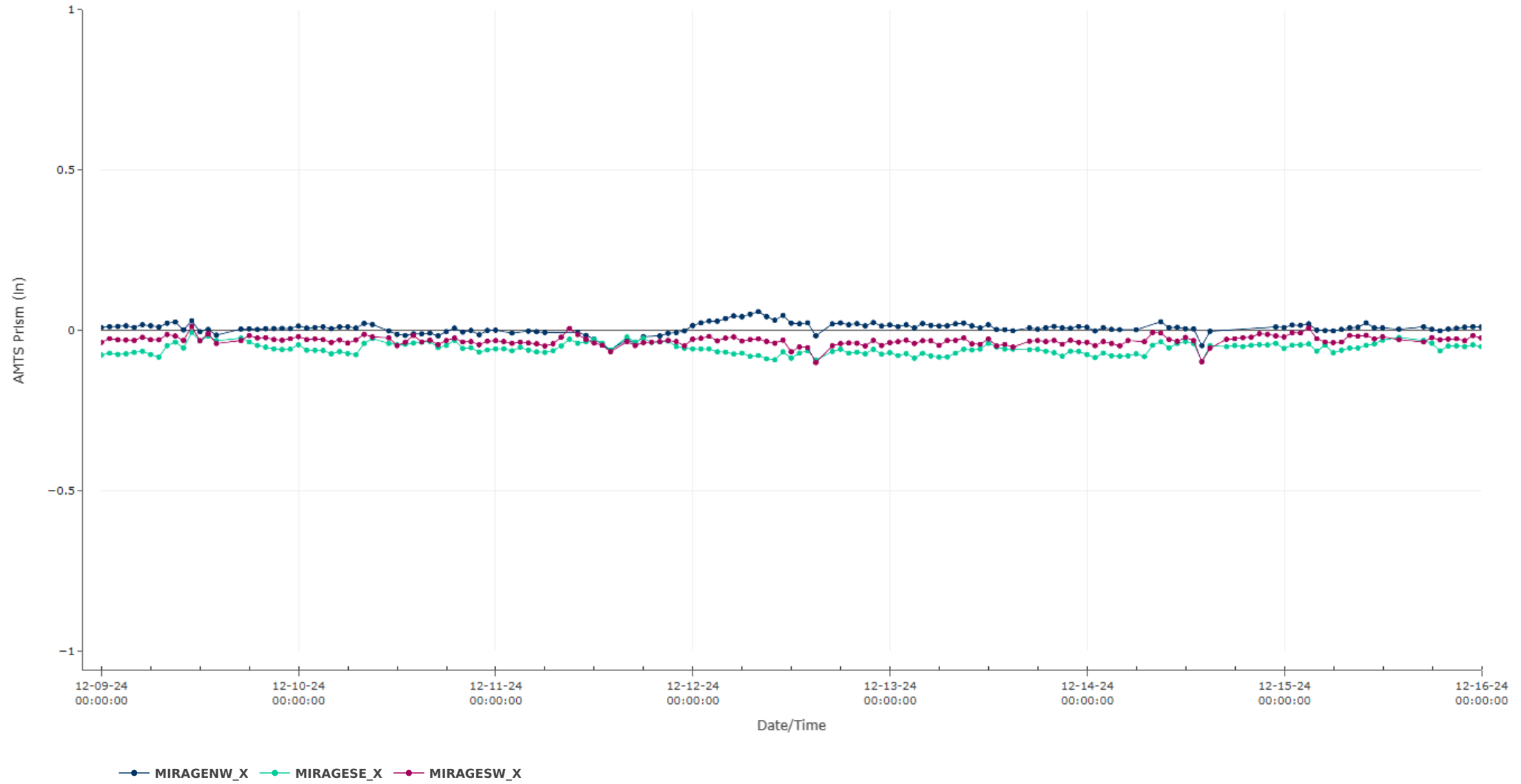
# AMTS Z-axis



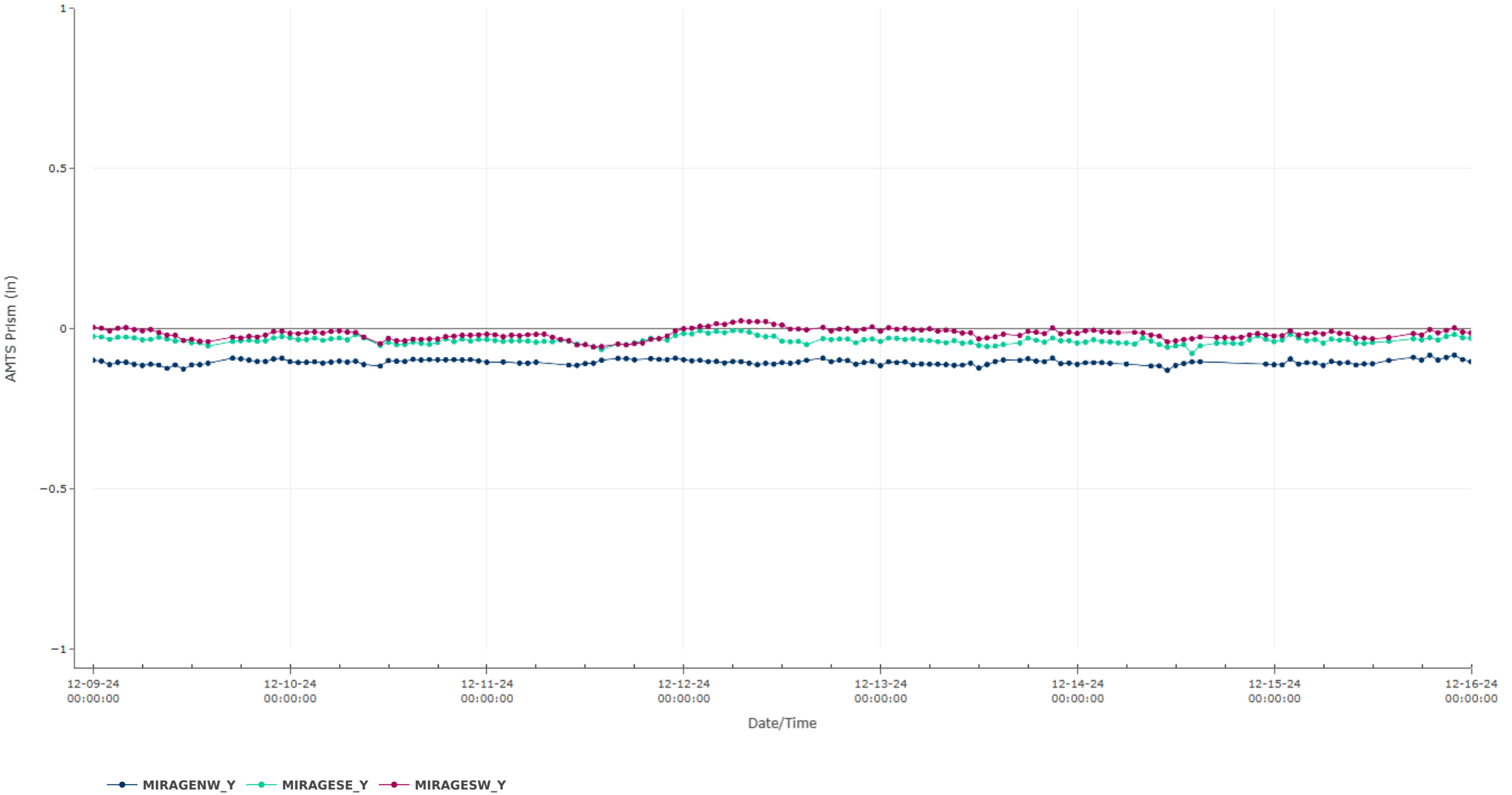
# Report AMTS (Mirage) View



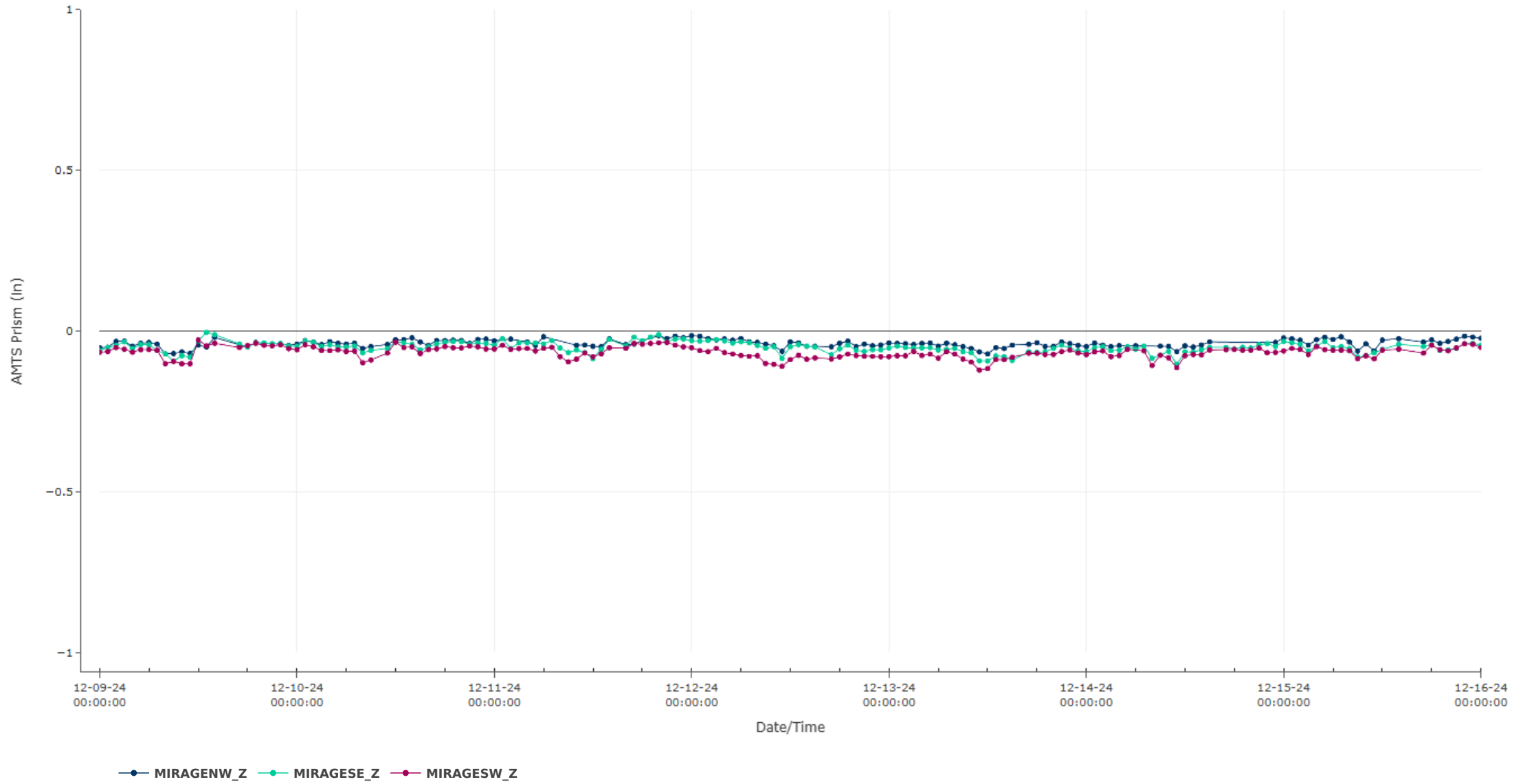
# AMTS Mirage X-axis



# AMTS Mirage Y-axis



# AMTS Mirage Z-axis



AMTS X-Axis Readings - Average Daily Values (Change in Inches)				
Date	Arte1	Arte2	Arte3	Arte4
7/15/2023	-0.026			
7/16/2023	-0.017			
7/17/2023	-0.025			
7/18/2023	-0.021			
7/19/2023	-0.007	0.024	-0.025	-0.005
7/20/2023	0.007	0.021	-0.024	0.003
7/21/2023	-0.007	0.008	-0.031	-0.008
7/22/2023	-0.006	-0.005	-0.033	-0.016
7/23/2023	-0.007	0.004	-0.032	-0.006
7/24/2023	-0.017	0.004	-0.036	-0.008
7/25/2023	-0.007	0.002	-0.026	-0.005
7/26/2023	-0.018	-0.039	-0.018	-0.034
7/27/2023	-0.013	-0.026	-0.008	-0.038
7/28/2023	-0.013	-0.029	-0.014	-0.035
7/29/2023	0.003	-0.007	-0.018	-0.029
7/30/2023	-0.012	-0.011	-0.031	-0.029
7/31/2023	-0.010	0.007	-0.028	-0.011
8/1/2023	-0.010	-0.036	-0.015	-0.036
8/2/2023	0.005	-0.019	-0.007	-0.033
8/3/2023	-0.006	0.004	-0.017	-0.020
8/4/2023	-0.016	-0.040	-0.022	-0.046
8/5/2023	-0.029	-0.024	-0.031	-0.046
8/6/2023	-0.026	0.007	-0.030	-0.037
8/7/2023	-0.005	0.010	-0.036	-0.027
8/8/2023	-0.002	0.010	-0.032	-0.013
8/9/2023	-0.006	0.006	-0.036	-0.008
8/10/2023	-0.001	0.012	-0.031	-0.014
8/11/2023	-0.009	0.001	-0.029	-0.028
8/12/2023	-0.009	0.009	-0.034	-0.023
8/13/2023	-0.002	0.003	-0.024	-0.009
8/14/2023	0.010	0.036	-0.020	-0.002
8/15/2023	0.006	0.001	-0.009	-0.011
8/16/2023	-0.004	-0.021	-0.018	-0.032
8/17/2023	-0.004	-0.024	-0.011	-0.035
8/18/2023	-0.016	-0.055	-0.010	-0.062
8/19/2023	-0.002	-0.045	-0.009	-0.049
8/20/2023	-0.002	-0.061	-0.011	-0.069
8/21/2023	0.006	-0.026	-0.027	
8/22/2023	-0.001	-0.022	-0.006	
8/23/2023	-0.006	-0.015	-0.003	-0.037
8/24/2023	0.007	-0.003	0.003	-0.042
8/25/2023	0.002	-0.021	-0.002	-0.031
8/26/2023	-0.011	-0.010	-0.007	-0.039

AMTS X-Axis Readings - Average Daily Values (Change in Inches)				
Date	Arte1	Arte2	Arte3	Arte4
8/27/2023	0.007	-0.005	-0.007	-0.038
8/28/2023	-0.001	-0.011	-0.015	-0.043
8/29/2023	-0.004	-0.023	-0.014	-0.036
8/30/2023	-0.009	-0.017	-0.016	-0.035
8/31/2023	-0.002	-0.011	-0.010	
9/1/2023	-0.004	0.000	-0.004	-0.049
9/2/2023	-0.018	-0.044	-0.010	-0.064
9/3/2023	-0.019	-0.039	0.000	
9/4/2023	-0.023	-0.022	-0.007	
9/5/2023		-0.024	-0.008	
9/6/2023	0.016	0.003	0.009	0.007
9/7/2023	0.029	0.033	0.021	0.011
9/8/2023	0.034	0.037	0.023	0.016
9/9/2023	0.024	0.014	0.013	-0.002
9/10/2023	0.028	0.024	0.014	0.000
9/11/2023	0.037	0.045	0.018	0.013
9/12/2023	0.036	0.040	0.020	0.014
9/13/2023	0.027	0.031	0.011	0.010
9/14/2023	0.023	0.025	0.007	0.007
9/15/2023	0.024	0.016	0.009	-0.001
9/16/2023	0.028	0.037	0.010	0.010
9/17/2023	0.016	0.011	-0.002	-0.006
9/18/2023	0.021	0.024	0.003	0.003
9/19/2023	0.017	0.009	0.000	-0.011
9/20/2023	0.029	0.013	0.019	-0.005
9/21/2023	0.027	-0.001	0.020	-0.015
9/22/2023	0.023	-0.012	0.025	-0.023
9/23/2023	0.021	-0.021	0.023	-0.029
9/24/2023	0.032	0.015	0.026	-0.008
9/25/2023	0.017	-0.018	0.013	-0.029
9/26/2023	0.021	0.003	0.014	-0.015
9/27/2023	0.028	0.008	0.019	-0.014
9/28/2023	0.034	0.016	0.020	-0.009
9/29/2023	0.040	0.034	0.022	-0.001
9/30/2023	0.037	0.032	0.020	-0.002
10/1/2023	0.032	0.016	0.024	-0.011
10/2/2023	0.023	-0.004	0.023	-0.020
10/3/2023	0.023	0.009	0.023	-0.009
10/4/2023	0.024	0.018	0.023	-0.004
10/5/2023	0.031	0.032	0.026	0.005
10/6/2023	0.030	0.030	0.023	0.001
10/7/2023	0.032	0.035	0.023	0.003
10/8/2023	0.027	0.011	0.021	-0.014

AMTS X-Axis Readings - Average Daily Values (Change in Inches)				
Date	Arte1	Arte2	Arte3	Arte4
10/9/2023	0.025	-0.006	0.028	-0.026
10/10/2023	0.028	0.009	0.030	-0.017
10/11/2023	0.032	0.018	0.024	-0.012
10/12/2023	0.032	0.031	0.017	-0.004
10/13/2023	0.033	0.045	0.015	0.006
10/14/2023	0.025	0.016	0.011	-0.006
10/15/2023	0.021	0.009	0.019	-0.013
10/16/2023	0.012	-0.027	0.028	-0.032
10/17/2023	-0.003	-0.074	0.037	-0.066
10/18/2023	-0.005	-0.079	0.036	-0.076
10/19/2023	0.006	-0.037	0.029	-0.045
10/20/2023	0.013	-0.028	0.025	-0.032
10/21/2023	0.009	-0.036	0.026	-0.042
10/22/2023	0.015	-0.025	0.025	-0.038
10/23/2023	0.016	-0.022	0.029	-0.035
10/24/2023	0.015	-0.028	0.025	-0.027
10/25/2023	0.010	-0.040	0.025	-0.023
10/26/2023	0.014	-0.031	0.027	-0.015
10/27/2023	0.014	-0.031	0.028	-0.013
10/28/2023	0.011	-0.033	0.024	-0.021
10/29/2023	0.011	-0.031	0.025	-0.020
10/30/2023	0.013	-0.019	0.027	0.000
10/31/2023	0.024	-0.001	0.032	0.014
11/1/2023	0.014	-0.034	0.031	-0.017
11/2/2023	0.011	-0.053	0.036	-0.042
11/3/2023	0.009	-0.044	0.039	-0.026
11/4/2023	0.014	-0.037	0.040	-0.033
11/5/2023	0.011	-0.046	0.041	-0.042
11/6/2023	0.000	-0.060	0.037	-0.055
11/7/2023	-0.005	-0.051	0.021	-0.048
11/8/2023	0.001	-0.045	0.024	-0.043
11/9/2023	0.007	-0.043	0.028	-0.034
11/10/2023	0.007	-0.024	0.022	-0.030
11/11/2023	0.012	-0.012	0.020	-0.022
11/12/2023	0.014	-0.020	0.023	-0.023
11/13/2023	0.011	-0.027	0.026	-0.021
11/14/2023	0.004	-0.048	0.022	-0.045
11/15/2023	-0.012	-0.094	0.004	-0.059
11/16/2023		-0.354	-0.201	
11/21/2023	0.008	-0.010	0.022	
11/22/2023	0.014	-0.012	0.020	
11/23/2023	0.018	-0.022	0.030	
11/24/2023		-0.038	0.034	



AMTS X-Axis Readings - Average Daily Values (Change in Inches)				
Date	Arte1	Arte2	Arte3	Arte4
11/25/2023	0.009	-0.048	0.033	-0.048
11/26/2023	0.006	-0.035	0.020	-0.041
11/27/2023	0.001	-0.044	0.026	-0.059
11/28/2023	-0.020	-0.090	0.025	-0.083
11/29/2023	-0.029	-0.117	0.027	-0.101
11/30/2023	-0.026	-0.090	0.014	-0.090
12/1/2023	-0.011	-0.052	0.009	-0.065
12/2/2023	0.004	-0.031	0.011	-0.045
12/3/2023	0.013	-0.018	0.019	-0.046
12/4/2023	0.006	-0.028	0.015	-0.027
12/5/2023	0.017	-0.034	0.036	-0.054
12/11/2023	-0.022	-0.089	0.020	-0.078
12/12/2023	-0.034	-0.118	0.020	-0.106
12/13/2023	-0.038	-0.098	0.002	
12/14/2023		-0.102	0.005	
12/15/2023			0.021	
12/16/2023		-0.095	-0.007	
12/17/2023		-0.076	0.013	
12/18/2023	-0.019	-0.104	0.031	
12/19/2023	-0.027	-0.128	0.040	-0.114
12/20/2023	-0.030	-0.112	0.029	-0.102
12/21/2023	-0.023	-0.089	0.022	-0.084
12/22/2023	-0.017	-0.083	0.022	-0.074
12/23/2023	-0.015	-0.073	0.026	-0.069
12/24/2023	-0.011	-0.071	0.023	-0.066
12/25/2023	-0.004	-0.062	0.023	-0.059
12/26/2023	-0.005	-0.011	0.016	-0.043
12/27/2023	0.000	-0.033	0.026	-0.064
12/28/2023	-0.016	-0.100	0.021	-0.079
12/29/2023	-0.028	-0.126	0.030	
12/30/2023	-0.032	-0.137	0.035	-0.112
12/31/2023	-0.040	-0.143	0.032	-0.126
1/1/2024	-0.029	-0.124	0.041	-0.119
1/2/2024	-0.029	-0.125	0.039	-0.117
1/3/2024	-0.033	-0.130	0.036	-0.119
1/4/2024	-0.028	-0.108	0.027	-0.105
1/5/2024	-0.017	-0.086	0.027	-0.087
1/6/2024	-0.008	-0.063	0.024	-0.067
1/7/2024	-0.027	-0.111	0.006	
1/8/2024	-0.021	-0.093	0.021	-0.085
1/9/2024			0.021	-0.063
1/10/2024	-0.006		0.017	-0.076
1/11/2024	-0.039	-0.059	-0.034	-0.069

AMTS X-Axis Readings - Average Daily Values (Change in Inches)				
Date	Arte1	Arte2	Arte3	Arte4
1/12/2024		-0.032	0.012	-0.065
1/13/2024	0.006	-0.041	0.013	-0.066
1/14/2024	-0.014	-0.076	0.013	-0.073
1/15/2024	-0.025	-0.063	0.008	-0.081
1/16/2024	-0.016	-0.048	0.001	-0.075
1/17/2024	0.001	-0.055	0.027	-0.062
1/18/2024	0.000	-0.043	0.023	-0.058
1/19/2024	0.003	-0.039	0.021	-0.058
1/20/2024	-0.008	-0.075	0.024	-0.074
1/21/2024	-0.030	-0.132	0.030	-0.113
1/22/2024	-0.027	-0.104	0.018	-0.103
1/23/2024	-0.018	-0.091	0.016	-0.082
1/24/2024	-0.004		0.014	-0.050
1/25/2024	-0.006		0.015	-0.043
1/26/2024	-0.004	0.018	0.013	-0.047
1/27/2024	0.004		0.010	-0.052
1/28/2024	-0.010	-0.010	0.006	-0.056
1/29/2024	-0.040	-0.140	0.020	-0.120
1/30/2024	-0.040	-0.115	0.028	-0.134
1/31/2024	-0.052	-0.135	0.035	-0.138
2/1/2024	-0.063	-0.145	0.043	-0.133
2/2/2024	-0.057	-0.116	0.041	-0.115
2/3/2024	-0.049	-0.104	0.045	-0.097
2/4/2024	-0.056	-0.117	0.029	-0.111
2/5/2024	-0.062	-0.149	0.035	-0.118
2/6/2024	-0.074	-0.176	0.036	-0.155
2/7/2024	-0.066	-0.158	0.045	-0.150
2/8/2024	-0.055	-0.120	0.041	-0.112
2/9/2024	-0.047	-0.096	0.033	-0.104
2/10/2024	-0.044	-0.085	0.030	-0.093
2/11/2024	-0.035	-0.071	0.034	-0.069
2/12/2024	-0.036	-0.062	0.029	-0.065
2/13/2024	-0.037	-0.064	0.028	-0.077
2/14/2024	-0.038	-0.097	0.045	-0.093
2/15/2024	-0.042	-0.085	0.038	-0.091
2/16/2024	-0.038	-0.076	0.037	-0.084
2/17/2024	-0.046	-0.082	0.028	-0.084
2/18/2024	-0.057	-0.116	0.016	-0.083
2/19/2024	-0.066	-0.151	0.032	
2/20/2024	-0.083	-0.173	0.030	
2/21/2024	-0.077	-0.162	0.035	
2/22/2024	-0.074	-0.151	0.030	-0.139
2/23/2024	-0.066	-0.126	0.028	-0.131

AMTS X-Axis Readings - Average Daily Values (Change in Inches)				
Date	Arte1	Arte2	Arte3	Arte4
2/24/2024	-0.071	-0.121	0.018	-0.128
2/25/2024	-0.082	-0.150	0.020	-0.147
2/26/2024	-0.074	-0.134	0.022	-0.139
2/27/2024	-0.064	-0.112	0.022	-0.118
2/28/2024	-0.057	-0.095	0.019	-0.103
2/29/2024	-0.045	-0.073	0.025	-0.084
3/1/2024	-0.045	-0.074	0.022	-0.077
3/2/2024	-0.045	-0.066	0.017	-0.071
3/3/2024	-0.055	-0.079	0.007	-0.076
3/4/2024	-0.050	-0.068	0.015	-0.063
3/5/2024	-0.043	-0.056	0.020	-0.064
3/6/2024	-0.065	-0.087	-0.003	-0.083
3/7/2024	-0.080	-0.108	-0.015	-0.074
3/8/2024	-0.062	-0.078	-0.005	-0.061
3/9/2024	-0.045	-0.049	0.007	-0.064
3/10/2024	-0.046	-0.046	0.004	-0.060
3/11/2024	-0.049	-0.073	0.018	-0.069
3/12/2024	-0.056	-0.081	0.013	-0.082
3/13/2024	-0.053	-0.070	0.012	-0.075
3/14/2024	-0.043	-0.052	0.016	-0.060
3/15/2024	-0.044	-0.054	0.018	-0.060
3/16/2024	-0.043	-0.050	0.015	-0.058
3/17/2024	-0.044	-0.047	0.009	-0.053
3/18/2024	-0.042	-0.041	0.006	-0.045
3/19/2024	-0.039	-0.059	0.024	-0.051
3/20/2024	-0.060	-0.100	0.018	-0.065
3/21/2024	-0.046	-0.082	0.027	-0.055
3/22/2024	-0.101	-0.155	0.011	
3/23/2024	-0.094	-0.160	0.002	
3/24/2024	-0.061	-0.110	0.020	-0.099
3/25/2024	-0.053	-0.083	0.018	-0.080
3/26/2024	-0.039	-0.065	0.017	-0.065
3/27/2024	-0.055	-0.083	-0.001	-0.074
3/28/2024	-0.047	-0.066	0.000	-0.050
3/29/2024	-0.041	-0.081	0.022	-0.063
3/30/2024	-0.037	-0.078	0.029	-0.070
3/31/2024	-0.039	-0.073	0.026	-0.068
4/1/2024	-0.040	-0.064	0.020	-0.063
4/2/2024	-0.047	-0.067	0.010	-0.057
4/3/2024	-0.047	-0.060	0.003	-0.048
4/4/2024	-0.038	-0.062	0.012	
4/5/2024	-0.046	-0.091	0.023	-0.086
4/6/2024	-0.057	-0.099	0.019	-0.086

AMTS X-Axis Readings - Average Daily Values (Change in Inches)				
Date	Arte1	Arte2	Arte3	Arte4
4/7/2024	-0.053	-0.086	0.017	-0.068
4/8/2024	-0.056	-0.104	0.016	-0.068
4/9/2024	-0.061	-0.106	0.008	-0.074
4/10/2024	-0.049	-0.084	0.012	-0.065
4/11/2024	-0.053	-0.074	-0.006	-0.062
4/12/2024	-0.042	-0.058	0.012	-0.043
4/13/2024	-0.045	-0.093	0.026	-0.079
4/14/2024	-0.048	-0.099	0.024	-0.081
4/15/2024	-0.045	-0.086	0.025	-0.072
4/16/2024	-0.042	-0.084	0.023	-0.069
4/17/2024	-0.041	-0.076	0.021	-0.063
4/18/2024	-0.049	-0.076	0.008	-0.061
4/19/2024	-0.056	-0.075	-0.006	-0.043
4/20/2024	-0.054	-0.072	-0.006	-0.040
4/21/2024	-0.054	-0.078	-0.007	-0.043
4/22/2024	-0.064	-0.106	-0.011	-0.043
4/23/2024	-0.060	-0.111	0.009	-0.054
4/24/2024	-0.046	-0.094	0.027	-0.055
4/25/2024	-0.043	-0.084	0.027	-0.051
4/26/2024	-0.036	-0.078	0.033	-0.038
4/27/2024	-0.048	-0.104	0.022	-0.056
4/28/2024	-0.075	-0.128	-0.002	-0.037
4/29/2024	-0.063	-0.108	0.004	-0.051
4/30/2024	-0.052	-0.087	0.006	-0.042
5/1/2024	-0.048	-0.070	0.006	-0.035
5/2/2024	-0.038	-0.059	0.014	-0.009
5/3/2024	-0.036	-0.060	0.017	-0.014
5/4/2024	-0.041	-0.066	0.012	-0.026
5/5/2024	-0.045	-0.075	0.007	-0.030
5/6/2024	-0.037	-0.066	0.013	-0.012
5/7/2024	-0.038	-0.060	0.007	-0.022
5/8/2024	-0.030	-0.047	0.011	-0.005
5/9/2024	-0.029	-0.047	0.008	-0.013
5/10/2024	-0.033	-0.046	0.005	-0.019
5/11/2024	-0.022	-0.025	0.016	0.007
5/12/2024	-0.002	-0.011	0.038	0.024
5/13/2024	-0.021	-0.032	0.024	0.001
5/14/2024	-0.027	-0.036	0.011	-0.010
5/15/2024	-0.016	-0.012	0.017	0.002
5/16/2024	-0.004	-0.005	0.029	0.006
5/17/2024	-0.004	-0.006	0.033	0.017
5/18/2024	-0.002	0.003	0.028	0.019
5/19/2024	0.000	0.006	0.027	0.033

AMTS X-Axis Readings - Average Daily Values (Change in Inches)				
Date	Arte1	Arte2	Arte3	Arte4
5/20/2024	-0.007	-0.005	0.025	0.011
5/21/2024	-0.006	-0.011	0.037	0.005
5/22/2024	-0.021	-0.026	0.024	-0.026
5/23/2024	-0.018	-0.024	0.027	-0.018
5/24/2024	-0.017	-0.021	0.025	-0.017
5/25/2024	-0.017	-0.020	0.020	-0.015
5/26/2024	-0.016	-0.021	0.020	-0.013
5/27/2024	-0.009	0.002	0.020	-0.004
5/28/2024	-0.012	-0.012	0.021	-0.007
5/29/2024	-0.007	0.000	0.022	-0.003
5/30/2024	-0.008	-0.011	0.026	-0.004
5/31/2024	-0.009	-0.017	0.034	-0.007
6/1/2024	-0.016	-0.038	0.036	-0.016
6/2/2024	-0.033	-0.063	0.032	-0.024
6/3/2024	-0.022	-0.045	0.028	-0.021
6/4/2024	-0.014	-0.020	0.030	-0.008
6/5/2024	-0.009	-0.008	0.022	0.003
6/6/2024	-0.003	0.000	0.024	0.017
6/7/2024	-0.009	-0.016	0.024	0.006
6/8/2024	-0.011	-0.021	0.026	-0.009
6/9/2024	-0.006	0.001	0.026	0.002
6/10/2024	-0.008	-0.016	0.026	-0.004
6/11/2024	-0.028	-0.041	0.036	-0.009
6/12/2024	-0.044	-0.104	0.027	
6/13/2024	-0.039	-0.085	0.022	
6/14/2024	-0.029	-0.059	0.025	
6/15/2024	-0.028	-0.058	0.023	
6/16/2024	-0.019	-0.026	0.024	-0.019
6/17/2024	-0.014	-0.026	0.024	-0.031
6/18/2024	-0.008	-0.009	0.028	-0.003
6/19/2024	-0.012	-0.011	0.020	0.003
6/20/2024	-0.014	-0.025	0.021	-0.013
6/21/2024	-0.004	0.001	0.027	0.014
6/22/2024	-0.001	-0.007	0.026	-0.001
6/23/2024	-0.022	-0.034	0.014	-0.033
6/24/2024	-0.007	-0.010	0.022	-0.004
6/25/2024	-0.015	-0.017	0.018	-0.011
6/26/2024	-0.017	-0.025	0.020	-0.004
6/27/2024	-0.012	-0.004	0.020	-0.013
6/28/2024	0.001	0.032	0.017	0.000
6/29/2024	0.001	0.032	0.018	0.005
6/30/2024	-0.021	-0.029	0.018	-0.016
7/1/2024	-0.037	-0.051	0.009	-0.044

AMTS X-Axis Readings - Average Daily Values (Change in Inches)				
Date	Arte1	Arte2	Arte3	Arte4
7/2/2024	-0.016	0.003	0.007	-0.031
7/3/2024	-0.006	0.014	0.011	-0.012
7/4/2024	-0.001	0.025	0.018	-0.001
7/5/2024	0.000	0.026	0.020	0.007
7/6/2024	0.002	0.029	0.018	-0.001
7/7/2024	-0.005	0.028	0.007	0.000
7/8/2024	-0.004	0.024	0.009	0.004
7/9/2024	-0.001	0.022	0.012	0.003
7/10/2024	-0.005	0.005	0.019	-0.004
7/11/2024	-0.018	-0.035	0.020	-0.029
7/12/2024	-0.019	-0.025	0.021	-0.031
7/13/2024	-0.009	0.000	0.022	-0.021
7/14/2024	-0.003	0.016	0.021	-0.009
7/15/2024	-0.014	-0.013	0.016	-0.015
7/16/2024	-0.004	0.009	0.017	-0.008
7/17/2024	-0.004	0.016	0.016	-0.009
7/18/2024	-0.007	0.017	0.013	0.002
7/19/2024	-0.006	0.018	0.009	0.000
7/20/2024	-0.009	0.011	0.008	-0.006
7/21/2024	-0.002	0.012	0.019	-0.005
7/22/2024	-0.007	-0.001	0.021	-0.005
7/23/2024	-0.013	-0.006	0.019	-0.012
7/24/2024	-0.011	0.007	0.013	-0.011
7/25/2024	-0.008	0.007	0.017	-0.006
7/26/2024	-0.004	0.017	0.018	-0.005
7/27/2024	0.002	0.028	0.022	-0.003
7/28/2024	0.003	0.027	0.025	0.000
7/29/2024	0.005	0.018	0.035	0.002
7/30/2024	0.001	0.014	0.035	0.004
7/31/2024	0.004	0.023	0.030	0.007
8/1/2024	0.008	0.029	0.035	0.012
8/2/2024	0.008	0.020	0.042	0.013
8/3/2024	-0.015	-0.027	0.025	-0.009
8/4/2024	-0.033	-0.050	0.011	-0.008
8/5/2024	-0.010	-0.016	0.033	-0.017
8/6/2024	0.006	0.007	0.037	-0.017
8/7/2024	0.005	0.017	0.036	-0.002
8/8/2024	0.000	0.010	0.029	-0.005
8/9/2024	-0.008	-0.024	0.033	-0.018
8/10/2024	-0.006	-0.006	0.032	-0.009
8/11/2024	0.004	0.031	0.032	-0.004
8/12/2024	0.011	0.033	0.038	0.000
8/13/2024	0.014	0.033	0.039	0.000

AMTS X-Axis Readings - Average Daily Values (Change in Inches)				
Date	Arte1	Arte2	Arte3	Arte4
8/14/2024	0.021	0.048	0.044	0.006
8/15/2024	0.008	0.024	0.039	0.010
8/16/2024	-0.009	-0.034	0.038	-0.025
8/17/2024	-0.001	-0.003	0.044	-0.021
8/18/2024	0.004	-0.001	0.046	-0.020
8/19/2024	-0.002	-0.021	0.042	-0.029
8/20/2024	-0.004	-0.006	0.038	-0.023
8/21/2024	0.003	-0.002	0.045	-0.002
8/22/2024	0.004	-0.001	0.052	-0.016
8/23/2024	-0.008	-0.019	0.040	-0.027
8/24/2024	-0.003	-0.020	0.048	-0.020
8/25/2024	0.004	-0.001	0.047	-0.007
8/26/2024	0.008	0.014	0.048	-0.003
8/27/2024	0.009	0.016	0.048	0.001
8/28/2024	0.006	0.000	0.048	-0.008
8/29/2024	-0.006	-0.026	0.045	0.005
8/30/2024	-0.003	-0.015	0.045	-0.022
8/31/2024	-0.004	-0.026	0.045	-0.013
9/1/2024	-0.010	-0.028	0.041	-0.014
9/2/2024	-0.002	-0.007	0.043	-0.016
9/3/2024	-0.002	0.005	0.037	-0.003
9/4/2024	0.002	0.010	0.039	0.001
9/5/2024	0.003	0.011	0.041	0.009
9/6/2024	0.003	0.012	0.039	-0.004
9/7/2024	0.011	0.028	0.042	0.006
9/8/2024	0.013	0.030	0.044	0.011
9/9/2024	0.014	0.033	0.045	0.011
9/10/2024	-0.010	-0.003	0.043	-0.004
9/11/2024	-0.007	-0.016	0.041	-0.024
9/12/2024	-0.014	-0.028	0.040	-0.021
9/13/2024	0.004	0.012	0.044	-0.004
9/14/2024	0.006	-0.004	0.046	0.001
9/15/2024	-0.016	-0.030	0.037	-0.007
9/16/2024	-0.013	-0.024	0.037	-0.024
9/17/2024	-0.015	-0.030	0.039	-0.042
9/18/2024	-0.008	-0.021	0.041	-0.012
9/19/2024	-0.012	-0.016	0.041	-0.041
9/20/2024	-0.021	-0.032	0.036	-0.046
9/21/2024	-0.006	-0.006	0.043	-0.029
9/22/2024	0.001	0.011	0.047	-0.018
9/23/2024	0.002	0.016	0.044	-0.017
9/24/2024	-0.005	0.000	0.035	-0.025
9/25/2024	-0.023	-0.025	0.018	-0.033

AMTS X-Axis Readings - Average Daily Values (Change in Inches)				
Date	Arte1	Arte2	Arte3	Arte4
9/26/2024	-0.088	-0.099	-0.041	-0.110
9/27/2024	-0.047	-0.051	-0.004	-0.024
9/28/2024	-0.010	-0.001	0.027	-0.025
9/29/2024	0.004	0.023	0.038	-0.004
9/30/2024	0.007	0.026	0.040	-0.011
10/1/2024	0.007	0.025	0.038	-0.007
10/2/2024	0.005	0.021	0.042	-0.011
10/3/2024	0.006	0.012	0.045	-0.015
10/4/2024	0.001	-0.001	0.045	-0.020
10/5/2024	-0.031	-0.048	0.018	-0.030
10/6/2024	-0.111	-0.155	-0.042	
10/7/2024	-0.028	-0.080	0.035	
10/8/2024	-0.034	-0.064	0.025	
10/9/2024	-0.018	-0.035	0.033	-0.032
10/10/2024	-0.027	-0.018	0.024	-0.058
10/11/2024	-0.027	-0.049	0.037	-0.066
10/12/2024	-0.037	-0.055	0.025	-0.054
10/13/2024	-0.039	-0.067	0.025	
10/14/2024	-0.023	-0.033	0.040	-0.056
10/15/2024	-0.010	-0.009	0.044	-0.037
10/16/2024	-0.012	-0.029	0.048	-0.031
10/17/2024	-0.032	-0.090	0.049	
10/18/2024	-0.036	-0.101	0.049	
10/19/2024	-0.033	-0.076	0.046	
10/20/2024	-0.028	-0.080	0.047	
10/21/2024	-0.027	-0.068	0.047	-0.045
10/22/2024	-0.025	-0.062	0.047	
10/23/2024	-0.026	-0.059	0.044	-0.024
10/24/2024	-0.030	-0.080	0.043	-0.053
10/25/2024	-0.025	-0.067	0.046	-0.046
10/26/2024	-0.027	-0.068	0.045	-0.047
10/27/2024	-0.033	-0.084	0.043	-0.056
10/28/2024	-0.035	-0.095	0.040	-0.054
10/29/2024	-0.033	-0.082	0.040	-0.050
10/30/2024	-0.018	-0.072	0.055	
10/31/2024	-0.015	-0.067	0.056	-0.046
11/1/2024	-0.013	-0.064	0.055	-0.040
11/2/2024	-0.015	-0.071	0.054	-0.043
11/3/2024	-0.010	-0.063	0.062	-0.031
11/4/2024	-0.010	-0.063	0.065	
11/5/2024	-0.008	-0.058	0.061	
11/6/2024	-0.002	-0.044	0.063	
11/7/2024		-0.040	0.060	



AMTS X-Axis Readings - Average Daily Values (Change in Inches)				
Date	Arte1	Arte2	Arte3	Arte4
11/8/2024		-0.046	0.057	
11/9/2024	-0.013	-0.050	0.062	-0.010
11/10/2024	-0.007	-0.059	0.064	-0.005
11/11/2024	-0.007	-0.052	0.058	-0.029
11/12/2024	-0.012	-0.058	0.054	
11/13/2024	-0.012	-0.068	0.057	
11/14/2024	-0.016	-0.073	0.057	
11/15/2024	-0.018	-0.079	0.057	
11/16/2024	-0.030	-0.104	0.056	
11/17/2024	-0.029	-0.100	0.052	
11/18/2024	-0.025	-0.098	0.051	
11/19/2024	-0.023	-0.092	0.050	
11/20/2024	-0.024	-0.094	0.045	
11/21/2024	-0.028	-0.108	0.050	
11/22/2024	-0.052	-0.182	0.064	
11/23/2024	-0.059	-0.199	0.066	
11/24/2024	-0.058	-0.192	0.064	
11/25/2024	-0.054	-0.148	0.055	
11/26/2024		-0.126	0.048	
11/27/2024		-0.122	0.049	
11/28/2024		-0.103	0.053	
11/29/2024		-0.081	0.055	
11/30/2024	-0.047	-0.137	0.052	
12/1/2024	-0.052	-0.164	0.055	
12/2/2024	-0.062	-0.195	0.057	
12/3/2024	-0.063	-0.212	0.062	
12/4/2024	-0.063	-0.221	0.064	
12/5/2024	-0.052	-0.171	0.059	
12/6/2024	-0.049	-0.165	0.060	
12/7/2024	-0.051	-0.174	0.057	
12/8/2024	-0.052	-0.171	0.052	
12/9/2024	-0.046	-0.150	0.050	
12/10/2024	-0.043	-0.137	0.044	
12/11/2024	-0.048	-0.129	0.038	
12/12/2024	-0.051	-0.179	0.056	
12/13/2024	-0.055	-0.168	0.054	
12/14/2024	-0.048	-0.161	0.054	
12/15/2024	-0.041	-0.142	0.057	

AMTS Y-Axis Readings - Average Daily Values (Change in Inches)				
Date	Arte1	Arte2	Arte3	Arte4
7/15/2023	-0.005			
7/16/2023	-0.012			
7/17/2023	-0.014			
7/18/2023	-0.011			
7/19/2023	-0.015	-0.018	-0.004	-0.020
7/20/2023	-0.006	-0.008	0.004	-0.006
7/21/2023	-0.005	-0.013	0.007	-0.010
7/22/2023	0.002	-0.010	0.013	-0.014
7/23/2023	-0.001	-0.015	0.011	-0.018
7/24/2023	-0.002	-0.018	0.009	-0.019
7/25/2023	0.003	-0.002	0.016	-0.005
7/26/2023	0.005	0.004	0.023	-0.005
7/27/2023	0.003	0.012	0.023	0.002
7/28/2023	0.001	0.000	0.015	-0.002
7/29/2023	0.010	0.010	0.027	-0.002
7/30/2023	0.010	0.003	0.028	-0.002
7/31/2023	0.013	0.007	0.020	0.012
8/1/2023	0.014	0.003	0.030	0.000
8/2/2023	0.018	0.009	0.026	-0.001
8/3/2023	0.010	0.013	0.024	0.007
8/4/2023	0.002	0.003	0.021	-0.002
8/5/2023	0.006	0.005	0.020	0.003
8/6/2023	-0.001	-0.003	0.020	-0.006
8/7/2023	0.010	0.001	0.017	0.004
8/8/2023	0.003	-0.005	0.014	0.003
8/9/2023	-0.003	-0.006	0.016	0.006
8/10/2023	-0.003	-0.009	0.012	0.000
8/11/2023	-0.011	-0.011	0.014	-0.004
8/12/2023	-0.012	-0.012	0.012	-0.005
8/13/2023	-0.006	-0.014	0.011	-0.002
8/14/2023	-0.012	-0.015	0.007	-0.001
8/15/2023	-0.009	-0.008	0.012	0.008
8/16/2023	-0.006	-0.009	0.012	0.000
8/17/2023	0.004	-0.004	0.021	0.007
8/18/2023	-0.001	-0.007	0.019	-0.005
8/19/2023	-0.010	-0.013	0.014	-0.003
8/20/2023	-0.015	-0.023	0.008	-0.017
8/21/2023	-0.018	-0.022	0.006	
8/22/2023	-0.025	-0.025	0.001	
8/23/2023	-0.025	-0.020	0.008	-0.018
8/24/2023	-0.023	-0.019	0.006	-0.013
8/25/2023	-0.019	-0.020	0.013	-0.012
8/26/2023	-0.018	-0.004	0.013	-0.007

AMTS Y-Axis Readings - Average Daily Values (Change in Inches)				
Date	Arte1	Arte2	Arte3	Arte4
8/27/2023	-0.016	-0.009	0.010	-0.004
8/28/2023	-0.012	-0.018	0.011	-0.004
8/29/2023	-0.007	-0.018	0.015	0.004
8/30/2023	-0.004	-0.019	0.014	0.000
8/31/2023	0.003	-0.012	0.019	
9/1/2023	-0.001	-0.002	0.020	0.011
9/2/2023	-0.012	-0.019	0.015	-0.014
9/3/2023	-0.018	-0.027	0.001	
9/4/2023	-0.029	-0.018	-0.007	
9/5/2023		-0.016	0.000	
9/6/2023	-0.033	-0.014	0.002	0.013
9/7/2023	-0.027	-0.001	0.010	0.017
9/8/2023	-0.018	0.004	0.019	0.026
9/9/2023	-0.011	0.004	0.019	0.021
9/10/2023	-0.008	0.014	0.020	0.022
9/11/2023	-0.006	0.020	0.025	0.036
9/12/2023	-0.011	0.015	0.022	0.038
9/13/2023	-0.011	0.022	0.021	0.040
9/14/2023	-0.013	0.021	0.019	0.039
9/15/2023	-0.002	0.023	0.025	0.035
9/16/2023	0.002	0.031	0.028	0.041
9/17/2023	0.000	0.024	0.024	0.036
9/18/2023	-0.006	0.026	0.021	0.036
9/19/2023	-0.016	0.006	0.018	0.020
9/20/2023	-0.013	0.009	0.020	0.025
9/21/2023	-0.010	0.004	0.022	0.018
9/22/2023	-0.014	0.002	0.019	0.011
9/23/2023	-0.009	0.001	0.020	0.009
9/24/2023	-0.011	0.012	0.016	0.022
9/25/2023	-0.008	0.003	0.018	0.011
9/26/2023	-0.008	0.006	0.013	0.011
9/27/2023	-0.007	0.009	0.011	0.008
9/28/2023	-0.005	0.009	0.011	0.011
9/29/2023	-0.005	0.010	0.016	0.013
9/30/2023	-0.008	0.008	0.018	0.019
10/1/2023	-0.009	0.006	0.017	0.016
10/2/2023	-0.018	-0.010	0.008	0.000
10/3/2023	-0.027	-0.010	0.000	-0.005
10/4/2023	-0.028	0.003	-0.002	0.012
10/5/2023	-0.030	0.010	-0.005	0.024
10/6/2023	-0.029	0.009	0.002	0.028
10/7/2023	-0.028	-0.004	0.007	0.022
10/8/2023	-0.024	-0.018	0.012	0.007

AMTS Y-Axis Readings - Average Daily Values (Change in Inches)				
Date	Arte1	Arte2	Arte3	Arte4
10/9/2023	-0.024	-0.027	0.013	-0.012
10/10/2023	-0.031	-0.026	0.007	-0.014
10/11/2023	-0.032	-0.030	0.002	-0.012
10/12/2023	-0.037	-0.036	-0.007	-0.018
10/13/2023	-0.032	-0.027	-0.002	-0.001
10/14/2023	-0.022	-0.027	0.006	-0.003
10/15/2023	-0.027	-0.016	0.005	0.001
10/16/2023	-0.025	-0.011	0.018	0.008
10/17/2023	-0.028	-0.017	0.023	-0.001
10/18/2023	-0.028	-0.021	0.022	0.001
10/19/2023	-0.028	-0.025	0.014	0.000
10/20/2023	-0.016	-0.014	0.020	0.002
10/21/2023	-0.009	-0.004	0.030	0.007
10/22/2023	-0.001	0.005	0.037	0.017
10/23/2023	0.000	0.004	0.044	0.017
10/24/2023	-0.002	-0.021	0.041	-0.006
10/25/2023	-0.006	-0.034	0.035	-0.026
10/26/2023	-0.009	-0.035	0.032	-0.029
10/27/2023	-0.014	-0.035	0.028	-0.028
10/28/2023	-0.021	-0.035	0.019	-0.031
10/29/2023	-0.027	-0.034	0.010	-0.027
10/30/2023	-0.031	-0.025	0.007	-0.023
10/31/2023	-0.033	-0.015	0.008	0.000
11/1/2023	-0.035	-0.034	0.013	-0.025
11/2/2023	-0.049	-0.078	0.002	-0.066
11/3/2023	-0.044	-0.064	-0.005	-0.052
11/4/2023	-0.036	-0.039	-0.006	-0.035
11/5/2023	-0.031	-0.036	0.010	-0.038
11/6/2023	-0.039	-0.041	0.008	-0.038
11/7/2023	-0.056	-0.065	-0.007	-0.052
11/8/2023	-0.050	-0.063	-0.005	-0.053
11/9/2023	-0.035	-0.052	0.003	-0.039
11/10/2023	-0.039	-0.047	-0.002	-0.038
11/11/2023	-0.036	-0.044	0.004	-0.035
11/12/2023	-0.035	-0.047	0.008	-0.036
11/13/2023	-0.030	-0.044	0.016	-0.029
11/14/2023	-0.043	-0.065	-0.005	-0.058
11/15/2023	-0.048	-0.093	-0.023	-0.062
11/16/2023		-0.250	-0.039	
11/21/2023	-0.052	-0.052	-0.008	
11/22/2023	-0.055	-0.061	-0.015	
11/23/2023	-0.061	-0.064	-0.019	
11/24/2023		-0.091	-0.029	

AMTS Y-Axis Readings - Average Daily Values (Change in Inches)				
Date	Arte1	Arte2	Arte3	Arte4
11/25/2023	-0.070	-0.094	-0.039	-0.070
11/26/2023	-0.063	-0.081	-0.034	-0.058
11/27/2023	-0.069	-0.078	-0.032	-0.049
11/28/2023	-0.051	-0.061	-0.002	-0.049
11/29/2023	-0.040	-0.070	0.004	-0.045
11/30/2023	-0.059	-0.086	-0.022	-0.059
12/1/2023	-0.056	-0.079	-0.020	-0.051
12/2/2023	-0.062	-0.091	-0.028	-0.063
12/3/2023	-0.065	-0.091	-0.029	-0.078
12/4/2023	-0.059	-0.089	-0.018	-0.045
12/5/2023	-0.055	-0.090	-0.016	-0.060
12/11/2023	-0.061	-0.083	-0.014	-0.076
12/12/2023	-0.063	-0.107	-0.026	-0.088
12/13/2023	-0.080	-0.137	-0.048	
12/14/2023		-0.155	-0.056	
12/15/2023			-0.050	
12/16/2023		-0.115	-0.064	
12/17/2023		-0.110	-0.054	
12/18/2023	-0.085	-0.105	-0.043	
12/19/2023	-0.083	-0.098	-0.036	-0.081
12/20/2023	-0.089	-0.128	-0.050	-0.098
12/21/2023	-0.088	-0.118	-0.060	-0.099
12/22/2023	-0.081	-0.108	-0.058	-0.092
12/23/2023	-0.082	-0.115	-0.055	-0.102
12/24/2023	-0.079	-0.113	-0.054	-0.099
12/25/2023	-0.080	-0.106	-0.062	-0.099
12/26/2023	-0.086	-0.093	-0.060	-0.101
12/27/2023	-0.095	-0.079	-0.050	-0.090
12/28/2023	-0.091	-0.114	-0.046	-0.091
12/29/2023	-0.092	-0.119	-0.052	
12/30/2023	-0.088	-0.122	-0.058	-0.103
12/31/2023	-0.096	-0.108	-0.058	-0.099
1/1/2024	-0.102	-0.105	-0.055	-0.086
1/2/2024	-0.105	-0.121	-0.059	-0.093
1/3/2024	-0.108	-0.134	-0.068	-0.101
1/4/2024	-0.108	-0.138	-0.069	-0.110
1/5/2024	-0.103	-0.132	-0.070	-0.108
1/6/2024	-0.098	-0.125	-0.075	-0.103
1/7/2024	-0.096	-0.130	-0.068	
1/8/2024	-0.089	-0.129	-0.061	-0.114
1/9/2024			-0.064	-0.096
1/10/2024	-0.078		-0.055	-0.094
1/11/2024	-0.091	-0.089	-0.052	-0.085

AMTS Y-Axis Readings - Average Daily Values (Change in Inches)				
Date	Arte1	Arte2	Arte3	Arte4
1/12/2024		-0.087	-0.050	-0.087
1/13/2024	-0.079	-0.094	-0.043	-0.091
1/14/2024	-0.078	-0.115	-0.040	-0.101
1/15/2024	-0.082	-0.105	-0.046	-0.106
1/16/2024	-0.087	-0.117	-0.053	-0.108
1/17/2024	-0.074	-0.108	-0.035	-0.097
1/18/2024	-0.070	-0.096	-0.040	-0.082
1/19/2024	-0.072	-0.084	-0.044	-0.082
1/20/2024	-0.069	-0.085	-0.035	-0.081
1/21/2024	-0.070	-0.095	-0.035	-0.085
1/22/2024	-0.070	-0.098	-0.048	-0.088
1/23/2024	-0.077	-0.084	-0.060	-0.085
1/24/2024	-0.092		-0.065	-0.086
1/25/2024	-0.097		-0.068	-0.096
1/26/2024	-0.090	-0.085	-0.060	-0.106
1/27/2024	-0.082		-0.054	-0.107
1/28/2024	-0.085	-0.091	-0.049	-0.101
1/29/2024	-0.083	-0.093	-0.035	-0.110
1/30/2024	-0.085	-0.096	-0.035	-0.094
1/31/2024	-0.093	-0.101	-0.048	-0.091
2/1/2024	-0.092	-0.121	-0.051	-0.091
2/2/2024	-0.088	-0.117	-0.052	-0.090
2/3/2024	-0.084	-0.103	-0.048	-0.075
2/4/2024	-0.080	-0.115	-0.060	-0.093
2/5/2024	-0.075	-0.119	-0.057	-0.099
2/6/2024	-0.080	-0.116	-0.057	-0.105
2/7/2024	-0.082	-0.103	-0.052	-0.092
2/8/2024	-0.086	-0.107	-0.061	-0.092
2/9/2024	-0.080	-0.106	-0.066	-0.092
2/10/2024	-0.081	-0.101	-0.070	-0.097
2/11/2024	-0.075	-0.090	-0.067	-0.086
2/12/2024	-0.072	-0.086	-0.060	-0.085
2/13/2024	-0.070	-0.084	-0.051	-0.081
2/14/2024	-0.071	-0.083	-0.042	-0.076
2/15/2024	-0.067	-0.084	-0.042	-0.074
2/16/2024	-0.061	-0.086	-0.036	-0.075
2/17/2024	-0.059	-0.095	-0.034	-0.082
2/18/2024	-0.057	-0.106	-0.033	-0.087
2/19/2024	-0.060	-0.098	-0.030	
2/20/2024	-0.060	-0.079	-0.023	
2/21/2024	-0.058	-0.079	-0.024	
2/22/2024	-0.062	-0.079	-0.032	-0.063
2/23/2024	-0.064	-0.083	-0.041	-0.063

AMTS Y-Axis Readings - Average Daily Values (Change in Inches)				
Date	Arte1	Arte2	Arte3	Arte4
2/24/2024	-0.064	-0.081	-0.038	-0.071
2/25/2024	-0.067	-0.085	-0.029	-0.072
2/26/2024	-0.071	-0.088	-0.034	-0.068
2/27/2024	-0.069	-0.089	-0.040	-0.072
2/28/2024	-0.067	-0.095	-0.044	-0.078
2/29/2024	-0.063	-0.087	-0.037	-0.071
3/1/2024	-0.064	-0.089	-0.044	-0.073
3/2/2024	-0.062	-0.088	-0.048	-0.080
3/3/2024	-0.058	-0.087	-0.043	-0.081
3/4/2024	-0.060	-0.073	-0.038	-0.072
3/5/2024	-0.055	-0.062	-0.037	-0.057
3/6/2024	-0.043	-0.068	-0.032	-0.066
3/7/2024	-0.036	-0.067	-0.025	-0.078
3/8/2024	-0.036	-0.057	-0.022	-0.060
3/9/2024	-0.025	-0.041	-0.011	-0.046
3/10/2024	-0.018	-0.032	-0.005	-0.034
3/11/2024	-0.025	-0.034	-0.006	-0.035
3/12/2024	-0.040	-0.040	-0.023	-0.034
3/13/2024	-0.042	-0.049	-0.026	-0.038
3/14/2024	-0.048	-0.059	-0.029	-0.048
3/15/2024	-0.050	-0.074	-0.028	-0.063
3/16/2024	-0.053	-0.082	-0.029	-0.068
3/17/2024	-0.053	-0.083	-0.030	-0.066
3/18/2024	-0.054	-0.077	-0.033	-0.056
3/19/2024	-0.060	-0.071	-0.034	-0.054
3/20/2024	-0.057	-0.063	-0.034	-0.046
3/21/2024	-0.049	-0.056	-0.039	-0.039
3/22/2024	-0.041	-0.076	-0.036	
3/23/2024	-0.040	-0.078	-0.033	
3/24/2024	-0.054	-0.072	-0.040	-0.077
3/25/2024	-0.059	-0.078	-0.045	-0.072
3/26/2024	-0.055	-0.071	-0.050	-0.069
3/27/2024	-0.047	-0.074	-0.040	-0.075
3/28/2024	-0.049	-0.072	-0.040	-0.073
3/29/2024	-0.062	-0.087	-0.037	-0.091
3/30/2024	-0.055	-0.085	-0.033	-0.086
3/31/2024	-0.056	-0.083	-0.039	-0.083
4/1/2024	-0.059	-0.085	-0.044	-0.079
4/2/2024	-0.059	-0.087	-0.045	-0.077
4/3/2024	-0.060	-0.089	-0.050	-0.074
4/4/2024	-0.053	-0.078	-0.040	
4/5/2024	-0.059	-0.075	-0.037	-0.070
4/6/2024	-0.058	-0.077	-0.030	-0.066

AMTS Y-Axis Readings - Average Daily Values (Change in Inches)				
Date	Arte1	Arte2	Arte3	Arte4
4/7/2024	-0.057	-0.081	-0.030	-0.064
4/8/2024	-0.056	-0.083	-0.036	-0.069
4/9/2024	-0.054	-0.077	-0.047	-0.071
4/10/2024	-0.049	-0.068	-0.047	-0.065
4/11/2024	-0.042	-0.063	-0.040	-0.059
4/12/2024	-0.046	-0.057	-0.034	-0.054
4/13/2024	-0.047	-0.062	-0.025	-0.054
4/14/2024	-0.044	-0.059	-0.029	-0.053
4/15/2024	-0.047	-0.053	-0.037	-0.049
4/16/2024	-0.040	-0.047	-0.037	-0.044
4/17/2024	-0.039	-0.049	-0.039	-0.049
4/18/2024	-0.038	-0.051	-0.037	-0.051
4/19/2024	-0.035	-0.054	-0.032	-0.049
4/20/2024	-0.031	-0.058	-0.030	-0.050
4/21/2024	-0.025	-0.058	-0.026	-0.049
4/22/2024	-0.021	-0.066	-0.015	-0.051
4/23/2024	-0.031	-0.069	-0.015	-0.075
4/24/2024	-0.030	-0.051	-0.017	-0.066
4/25/2024	-0.031	-0.055	-0.015	-0.070
4/26/2024	-0.028	-0.056	-0.015	-0.066
4/27/2024	-0.027	-0.068	-0.012	-0.086
4/28/2024	-0.024	-0.078	-0.007	-0.068
4/29/2024	-0.025	-0.073	-0.010	-0.086
4/30/2024	-0.019	-0.063	-0.012	-0.079
5/1/2024	-0.015	-0.060	-0.006	-0.080
5/2/2024	-0.021	-0.057	-0.006	-0.072
5/3/2024	-0.028	-0.051	-0.014	-0.072
5/4/2024	-0.025	-0.050	-0.015	-0.070
5/5/2024	-0.020	-0.051	-0.011	-0.068
5/6/2024	-0.018	-0.045	-0.012	-0.054
5/7/2024	-0.018	-0.044	-0.012	-0.065
5/8/2024	-0.022	-0.047	-0.018	-0.057
5/9/2024	-0.019	-0.046	-0.019	-0.053
5/10/2024	-0.016	-0.043	-0.018	-0.051
5/11/2024	-0.013	-0.034	-0.012	-0.040
5/12/2024	-0.017	-0.026	-0.011	-0.048
5/13/2024	-0.014	-0.033	-0.007	-0.049
5/14/2024	-0.005	-0.036	0.001	-0.054
5/15/2024	0.004	-0.027	0.008	-0.047
5/16/2024	0.014	-0.014	0.022	-0.031
5/17/2024	0.018	-0.012	0.025	-0.024
5/18/2024	0.017	-0.014	0.022	-0.026
5/19/2024	0.017	-0.009	0.017	-0.014



AMTS Y-Axis Readings - Average Daily Values (Change in Inches)				
Date	Arte1	Arte2	Arte3	Arte4
5/20/2024	0.010	-0.002	0.014	-0.014
5/21/2024	0.000	-0.007	0.010	-0.022
5/22/2024	-0.013	-0.019	0.002	-0.031
5/23/2024	-0.017	-0.020	-0.004	-0.029
5/24/2024	-0.016	-0.016	-0.008	-0.026
5/25/2024	-0.012	-0.023	-0.012	-0.029
5/26/2024	-0.005	-0.022	-0.004	-0.029
5/27/2024	-0.006	-0.022	-0.002	-0.027
5/28/2024	0.001	-0.016	0.006	-0.021
5/29/2024	0.000	-0.015	0.006	-0.021
5/30/2024	-0.003	-0.013	0.005	-0.025
5/31/2024	-0.017	-0.021	0.000	-0.031
6/1/2024	-0.023	-0.030	-0.003	-0.040
6/2/2024	-0.022	-0.020	-0.013	-0.035
6/3/2024	-0.031	-0.021	-0.023	-0.035
6/4/2024	-0.034	-0.021	-0.029	-0.036
6/5/2024	-0.032	-0.021	-0.032	-0.043
6/6/2024	-0.026	-0.029	-0.025	-0.041
6/7/2024	-0.034	-0.048	-0.025	-0.054
6/8/2024	-0.035	-0.055	-0.023	-0.059
6/9/2024	-0.034	-0.054	-0.022	-0.058
6/10/2024	-0.029	-0.052	-0.018	-0.054
6/11/2024	-0.015	-0.036	-0.004	-0.056
6/12/2024	-0.010	-0.028	0.006	
6/13/2024	-0.020	-0.018	-0.010	
6/14/2024	-0.023	-0.016	-0.016	
6/15/2024	-0.021	-0.014	-0.015	
6/16/2024	-0.029	-0.014	-0.020	-0.035
6/17/2024	-0.031	-0.015	-0.017	-0.038
6/18/2024	-0.031	-0.009	-0.020	-0.038
6/19/2024	-0.033	-0.010	-0.020	-0.048
6/20/2024	-0.032	-0.012	-0.015	-0.053
6/21/2024	-0.025	-0.005	-0.016	-0.036
6/22/2024	-0.011	0.003	-0.008	-0.030
6/23/2024	-0.018	-0.007	-0.008	-0.042
6/24/2024	-0.018	-0.006	-0.014	-0.032
6/25/2024	-0.011	-0.011	-0.005	-0.032
6/26/2024	-0.012	-0.011	-0.004	-0.033
6/27/2024	-0.017	-0.013	-0.009	-0.034
6/28/2024	-0.017	-0.011	-0.012	-0.030
6/29/2024	-0.025	-0.005	-0.016	-0.031
6/30/2024	-0.021	-0.001	-0.009	-0.024
7/1/2024	-0.024	-0.013	-0.012	-0.038

AMTS Y-Axis Readings - Average Daily Values (Change in Inches)				
Date	Arte1	Arte2	Arte3	Arte4
7/2/2024	-0.024	-0.010	-0.018	-0.031
7/3/2024	-0.025	-0.004	-0.016	-0.031
7/4/2024	-0.029	0.005	-0.020	-0.022
7/5/2024	-0.026	0.008	-0.019	-0.015
7/6/2024	-0.026	0.008	-0.021	-0.016
7/7/2024	-0.021	0.007	-0.019	-0.016
7/8/2024	-0.008	0.009	-0.006	-0.010
7/9/2024	-0.010	0.008	-0.005	-0.014
7/10/2024	-0.011	0.010	-0.001	-0.011
7/11/2024	-0.007	0.006	0.006	-0.011
7/12/2024	-0.019	-0.010	-0.005	-0.032
7/13/2024	-0.031	-0.015	-0.019	-0.031
7/14/2024	-0.040	-0.011	-0.025	-0.029
7/15/2024	-0.036	-0.017	-0.023	-0.034
7/16/2024	-0.035	-0.009	-0.025	-0.027
7/17/2024	-0.032	0.001	-0.021	-0.018
7/18/2024	-0.022	0.008	-0.014	-0.011
7/19/2024	-0.015	0.010	-0.012	-0.007
7/20/2024	-0.012	0.015	-0.010	-0.009
7/21/2024	-0.016	0.022	-0.013	0.003
7/22/2024	-0.015	0.027	-0.013	0.008
7/23/2024	-0.021	0.023	-0.017	0.001
7/24/2024	-0.019	0.019	-0.016	0.001
7/25/2024	-0.034	-0.008	-0.019	-0.027
7/26/2024	-0.038	-0.026	-0.016	-0.042
7/27/2024	-0.043	-0.039	-0.019	-0.042
7/28/2024	-0.044	-0.044	-0.020	-0.045
7/29/2024	-0.048	-0.047	-0.022	-0.044
7/30/2024	-0.051	-0.054	-0.020	-0.059
7/31/2024	-0.047	-0.053	-0.017	-0.057
8/1/2024	-0.047	-0.048	-0.012	-0.054
8/2/2024	-0.048	-0.045	-0.013	-0.048
8/3/2024	-0.036	-0.039	-0.005	-0.046
8/4/2024	-0.024	-0.036	0.003	-0.042
8/5/2024	-0.028	-0.035	-0.003	-0.043
8/6/2024	-0.037	-0.034	-0.014	-0.036
8/7/2024	-0.039	-0.027	-0.018	-0.030
8/8/2024	-0.035	-0.027	-0.013	-0.026
8/9/2024	-0.032	-0.029	-0.008	-0.034
8/10/2024	-0.044	-0.028	-0.022	-0.034
8/11/2024	-0.045	-0.020	-0.023	-0.026
8/12/2024	-0.045	-0.016	-0.022	-0.012
8/13/2024	-0.039	-0.013	-0.013	-0.008

AMTS Y-Axis Readings - Average Daily Values (Change in Inches)				
Date	Arte1	Arte2	Arte3	Arte4
8/14/2024	-0.030	-0.011	-0.005	0.000
8/15/2024	-0.019	-0.007	0.007	0.001
8/16/2024	-0.016	-0.011	0.015	-0.016
8/17/2024	-0.028	-0.003	-0.001	-0.004
8/18/2024	-0.023	0.005	-0.004	0.009
8/19/2024	-0.015	0.003	0.003	-0.001
8/20/2024	-0.019	-0.006	0.001	-0.008
8/21/2024	-0.016	-0.012	0.006	-0.007
8/22/2024	-0.020	-0.009	0.008	-0.009
8/23/2024	-0.020	-0.011	0.009	-0.015
8/24/2024	-0.016	-0.004	0.009	-0.009
8/25/2024	-0.015	0.001	0.008	-0.007
8/26/2024	-0.016	-0.001	0.008	-0.011
8/27/2024	-0.018	0.005	0.009	-0.003
8/28/2024	-0.008	0.010	0.014	0.011
8/29/2024	-0.005	0.000	0.018	0.003
8/30/2024	-0.021	-0.008	0.005	-0.025
8/31/2024	-0.015	-0.004	0.007	-0.009
9/1/2024	-0.008	-0.002	0.013	-0.006
9/2/2024	-0.012	-0.001	0.006	-0.008
9/3/2024	-0.008	-0.001	0.013	-0.013
9/4/2024	-0.009	-0.001	0.016	-0.010
9/5/2024	-0.003	0.005	0.024	0.000
9/6/2024	0.004	0.016	0.028	0.004
9/7/2024	0.011	0.031	0.030	0.027
9/8/2024	0.015	0.037	0.031	0.034
9/9/2024	0.016	0.034	0.036	0.037
9/10/2024	0.014	0.020	0.040	0.021
9/11/2024	0.005	0.010	0.030	0.003
9/12/2024	0.005	0.009	0.031	-0.002
9/13/2024	-0.002	0.009	0.027	0.005
9/14/2024	0.003	0.008	0.030	0.016
9/15/2024	0.000	0.002	0.029	0.001
9/16/2024	0.000	0.004	0.031	-0.005
9/17/2024	0.002	0.003	0.031	-0.024
9/18/2024	0.011	0.016	0.041	0.047
9/19/2024	-0.047	-0.027	-0.014	-0.049
9/20/2024	-0.060	-0.042	-0.029	-0.042
9/21/2024	0.013	0.047	0.042	0.040
9/22/2024	0.005	0.051	0.032	0.051
9/23/2024	0.005	0.053	0.032	0.061
9/24/2024	-0.009	0.026	0.013	0.053
9/25/2024	-0.087	-0.067	-0.068	-0.083

AMTS Y-Axis Readings - Average Daily Values (Change in Inches)				
Date	Arte1	Arte2	Arte3	Arte4
9/26/2024	0.008	0.005	0.029	-0.028
9/27/2024	0.004	0.004	0.023	-0.021
9/28/2024	-0.013	0.005	0.006	-0.014
9/29/2024	-0.015	0.007	0.010	-0.001
9/30/2024	-0.011	0.011	0.014	0.007
10/1/2024	-0.018	0.007	0.008	0.005
10/2/2024	-0.024	0.001	0.004	0.006
10/3/2024	-0.028	-0.006	-0.004	0.001
10/4/2024	-0.014	0.005	0.006	0.005
10/5/2024	-0.008	-0.003	0.015	0.007
10/6/2024	0.004	-0.023	0.030	
10/7/2024	0.004	0.010	0.010	
10/8/2024	-0.011	-0.003	-0.007	
10/9/2024	-0.033	-0.012	-0.036	-0.036
10/10/2024	-0.046	-0.006	-0.025	-0.044
10/11/2024	-0.038	-0.023	-0.014	-0.045
10/12/2024	-0.039	-0.025	-0.019	-0.044
10/13/2024	-0.051	-0.034	-0.031	
10/14/2024	-0.059	-0.027	-0.036	-0.064
10/15/2024	-0.057	-0.019	-0.031	-0.032
10/16/2024	-0.007	0.022	0.014	0.005
10/17/2024	-0.006	0.003	0.009	
10/18/2024	-0.014		-0.010	
10/19/2024	-0.015	-0.011	-0.008	
10/20/2024	-0.014	0.001	-0.008	
10/21/2024	-0.020	0.005	-0.006	-0.013
10/22/2024	-0.022	0.002	-0.011	
10/23/2024	-0.021	0.014	-0.012	0.007
10/24/2024	-0.015	0.021	-0.008	0.009
10/25/2024	-0.013	0.023	-0.003	0.016
10/26/2024	-0.010	0.019	0.000	0.021
10/27/2024	-0.007	0.014	0.001	0.007
10/28/2024	-0.004	0.011	-0.003	0.012
10/29/2024	0.006	0.028	-0.001	0.018
10/30/2024	0.012	0.037	0.003	
10/31/2024	0.017	0.048	0.011	0.026
11/1/2024	0.017	0.052	0.012	0.033
11/2/2024	0.008	0.033	0.008	0.028
11/3/2024	0.005	0.019	0.012	0.011
11/4/2024	-0.007	-0.001	0.005	
11/5/2024	0.014	0.024	0.010	
11/6/2024	0.025	0.043	0.019	
11/7/2024		0.041	0.011	

AMTS Y-Axis Readings - Average Daily Values (Change in Inches)				
Date	Arte1	Arte2	Arte3	Arte4
11/8/2024		0.042	0.019	
11/9/2024	0.014	0.040	0.023	0.026
11/10/2024	0.028	0.048	0.029	0.032
11/11/2024	0.026	0.053	0.025	0.038
11/12/2024	0.022	0.045	0.022	
11/13/2024	0.019	0.033	0.023	
11/14/2024	0.036	0.057	0.032	
11/15/2024	0.026	0.057	0.036	
11/16/2024	0.031	0.049	0.041	
11/17/2024	0.040	0.046	0.037	
11/18/2024	0.050	0.055	0.035	
11/19/2024	0.042	0.049	0.023	
11/20/2024	0.023	0.029	0.006	
11/21/2024	0.010	0.051	0.010	
11/22/2024	0.007	0.033	0.019	
11/23/2024	-0.006	0.022	0.015	
11/24/2024	-0.008	0.005	0.008	
11/25/2024	-0.008	-0.005	-0.004	
11/26/2024		0.006	-0.007	
11/27/2024		0.009	-0.007	
11/28/2024		0.032	0.002	
11/29/2024		0.049	0.009	
11/30/2024	0.015	0.027	0.021	
12/1/2024	0.015	0.032	0.014	
12/2/2024	0.013	0.027	0.018	
12/3/2024	0.012	0.021	0.021	
12/4/2024	0.002	-0.002	0.009	
12/5/2024	-0.014	-0.001	-0.010	
12/6/2024	-0.018	0.004	-0.009	
12/7/2024	-0.014	-0.007	-0.003	
12/8/2024	-0.009	-0.014	-0.011	
12/9/2024	0.005	0.008	-0.006	
12/10/2024	0.008	0.006	-0.008	
12/11/2024	-0.005	0.008	-0.017	
12/12/2024	0.008	-0.003	0.002	
12/13/2024	-0.004	-0.025	-0.010	
12/14/2024	-0.013	-0.031	-0.021	
12/15/2024	-0.006	-0.023	-0.012	

AMTS Z-Axis Readings - Average Daily Values (Change in Inches)				
Date	Arte1	Arte2	Arte3	Arte4
7/15/2023	0.001			
7/16/2023	0.001			
7/17/2023	0.000			
7/18/2023	0.018			
7/19/2023	0.002	0.020	0.004	0.008
7/20/2023	0.017	0.013	-0.005	0.017
7/21/2023	0.008	0.015	-0.008	0.011
7/22/2023	0.010	0.019	-0.007	0.014
7/23/2023	0.009	0.020	-0.009	0.016
7/24/2023	0.003	0.026	0.000	0.016
7/25/2023	0.011	0.029	-0.005	0.006
7/26/2023	-0.008	0.018	-0.015	-0.008
7/27/2023	-0.005	0.021	-0.002	-0.007
7/28/2023	-0.010	0.014	-0.003	-0.003
7/29/2023	0.027	0.016	-0.005	0.004
7/30/2023	0.000	0.016	-0.004	0.003
7/31/2023	-0.001	0.015	-0.012	0.015
8/1/2023	-0.001	0.010	-0.008	0.019
8/2/2023	0.014	0.015	-0.003	-0.004
8/3/2023	-0.001	0.022	-0.003	0.016
8/4/2023	-0.019	0.009	-0.006	0.008
8/5/2023	0.006	0.014	0.005	0.006
8/6/2023	0.016	0.033	0.001	0.017
8/7/2023	0.007	0.015	-0.006	0.031
8/8/2023	0.001	0.020	0.005	0.036
8/9/2023	0.021	0.016	-0.007	0.039
8/10/2023	0.026	0.022	-0.003	0.036
8/11/2023	0.012	0.017	-0.004	0.025
8/12/2023	0.005	0.022	-0.013	0.030
8/13/2023	0.007	0.014	-0.010	0.030
8/14/2023	0.013	0.035	-0.002	0.031
8/15/2023	0.005	0.015	-0.012	0.022
8/16/2023	-0.001	0.012	-0.003	0.012
8/17/2023	0.001	0.010	-0.007	0.009
8/18/2023	-0.015	-0.002	-0.015	-0.017
8/19/2023	0.017	-0.001	-0.015	0.015
8/20/2023	-0.006	0.003	-0.011	0.003
8/21/2023	0.019	0.015	-0.004	
8/22/2023	-0.031	0.009	-0.017	
8/23/2023	-0.030	0.017	-0.017	0.033
8/24/2023	0.019	0.018	-0.020	0.027
8/25/2023	-0.025	0.009	-0.033	0.033
8/26/2023	-0.028	0.004	-0.033	0.014

AMTS Z-Axis Readings - Average Daily Values (Change in Inches)				
Date	Arte1	Arte2	Arte3	Arte4
8/27/2023	-0.008	0.014	-0.016	0.036
8/28/2023	-0.006	0.009	-0.018	0.002
8/29/2023	-0.028	0.002	-0.010	0.034
8/30/2023	-0.020	0.017	-0.017	0.023
8/31/2023	-0.012	0.011	-0.007	
9/1/2023	-0.006	0.014	0.008	0.005
9/2/2023	-0.019	0.001	-0.008	0.048
9/3/2023	-0.013	0.004	-0.017	
9/4/2023	-0.022	0.014	-0.011	
9/5/2023		0.015	-0.013	
9/6/2023	-0.019	0.009	-0.015	0.008
9/7/2023	-0.010	0.011	0.000	-0.003
9/8/2023	-0.004	0.017	0.004	-0.006
9/9/2023	-0.009	0.013	0.001	-0.009
9/10/2023	-0.001	0.015	0.008	-0.008
9/11/2023	0.009	0.022	0.013	0.001
9/12/2023	0.005	0.018	0.001	0.005
9/13/2023	0.000	0.014	-0.006	0.010
9/14/2023	0.002	0.015	-0.001	0.009
9/15/2023	0.003	0.017	0.004	0.006
9/16/2023	0.014	0.020	0.011	0.007
9/17/2023	0.010	0.016	0.011	-0.002
9/18/2023	0.021	0.024	0.022	0.002
9/19/2023	0.017	0.020	0.023	0.008
9/20/2023	0.016	0.021	0.031	0.017
9/21/2023	0.017	0.028	0.030	0.027
9/22/2023	0.010	0.022	0.025	0.006
9/23/2023	0.007	0.011	0.029	0.013
9/24/2023	0.006	0.012	0.026	0.020
9/25/2023	-0.001	0.005	0.021	0.023
9/26/2023	0.001	0.009	0.024	0.032
9/27/2023	0.006	0.008	0.028	0.030
9/28/2023	0.010	0.005	0.027	0.030
9/29/2023	0.011	0.005	0.022	0.034
9/30/2023	0.010	0.006	0.020	0.047
10/1/2023	0.009	0.008	0.026	0.047
10/2/2023	0.003	0.005	0.021	0.045
10/3/2023	0.002	0.007	0.015	0.046
10/4/2023	-0.004	0.008	0.006	0.043
10/5/2023	0.000	0.012	0.014	0.047
10/6/2023	0.005	0.013	0.013	0.043
10/7/2023	0.005	0.014	0.010	0.040
10/8/2023	0.010	0.018	0.017	0.038

AMTS Z-Axis Readings - Average Daily Values (Change in Inches)				
Date	Arte1	Arte2	Arte3	Arte4
10/9/2023	0.013	0.020	0.019	0.032
10/10/2023	0.013	0.018	0.022	0.035
10/11/2023	0.017	0.017	0.027	0.055
10/12/2023	0.019	0.020	0.026	0.069
10/13/2023	0.020	0.024	0.024	0.079
10/14/2023	0.028	0.031	0.031	0.081
10/15/2023	0.022	0.027	0.026	0.061
10/16/2023	0.028	0.035	0.035	0.040
10/17/2023	0.026	0.035	0.035	0.000
10/18/2023	0.018	0.027	0.026	-0.021
10/19/2023	0.015	0.027	0.020	-0.005
10/20/2023	0.013	0.024	0.018	-0.006
10/21/2023	0.015	0.023	0.019	-0.016
10/22/2023	0.009	0.016	0.013	-0.019
10/23/2023	0.006	0.012	0.004	-0.026
10/24/2023	0.010	0.026	0.011	-0.020
10/25/2023	0.010	0.031	0.016	-0.027
10/26/2023	0.012	0.034	0.014	-0.020
10/27/2023	0.006	0.030	0.007	-0.014
10/28/2023	0.004	0.027	0.004	-0.011
10/29/2023	0.004	0.031	0.011	0.006
10/30/2023	-0.001	0.026	0.005	0.022
10/31/2023	0.007	0.025	0.012	0.026
11/1/2023	0.011	0.030	0.020	0.012
11/2/2023	0.011	0.039	0.033	0.020
11/3/2023	0.010	0.032	0.026	-0.003
11/4/2023	0.014	0.034	0.034	0.030
11/5/2023	0.015	0.034	0.035	0.027
11/6/2023	0.004	0.026	0.024	0.018
11/7/2023	0.000	0.024	0.010	0.026
11/8/2023	-0.002	0.022	0.014	0.033
11/9/2023	-0.002	0.021	0.021	0.034
11/10/2023	-0.007	0.018	0.015	0.040
11/11/2023	0.000	0.021	0.014	0.052
11/12/2023	-0.003	0.018	0.013	0.043
11/13/2023	0.004	0.028	0.020	0.046
11/14/2023	-0.001	0.019	0.030	0.052
11/15/2023	0.006	0.023	0.036	0.062
11/16/2023		0.003	0.022	
11/21/2023	-0.001	0.033	0.032	
11/22/2023	-0.002	0.020	0.029	
11/23/2023	-0.003	0.011	0.026	
11/24/2023		0.015	0.030	



AMTS Z-Axis Readings - Average Daily Values (Change in Inches)				
Date	Arte1	Arte2	Arte3	Arte4
11/25/2023	-0.020	0.015	0.036	0.034
11/26/2023	-0.014	0.018	0.041	0.041
11/27/2023	-0.008	0.017	0.032	0.047
11/28/2023	0.007	0.030	0.053	0.020
11/29/2023	0.007	0.031	0.060	0.001
11/30/2023	-0.008	0.018	0.051	0.001
12/1/2023	-0.016	0.013	0.050	0.019
12/2/2023	-0.032	-0.004	0.028	0.023
12/3/2023	-0.046	-0.022	0.012	0.043
12/4/2023	-0.042	-0.027	0.016	0.009
12/5/2023	-0.047	-0.031	0.018	0.031
12/11/2023	0.006	0.043	0.017	0.008
12/12/2023	0.003	0.041	0.035	-0.018
12/13/2023	0.001	0.045	0.036	
12/14/2023		0.055	0.040	
12/15/2023			0.047	
12/16/2023		0.049	0.042	
12/17/2023		0.041	0.040	
12/18/2023	0.024	0.034	0.040	
12/19/2023	0.019	0.033	0.040	0.028
12/20/2023	0.017	0.040	0.045	0.020
12/21/2023	0.013	0.034	0.034	0.016
12/22/2023	0.014	0.035	0.033	0.010
12/23/2023	0.013	0.033	0.032	0.018
12/24/2023	0.020	0.040	0.038	0.031
12/25/2023	0.014	0.031	0.037	0.034
12/26/2023	0.016	0.031	0.033	0.055
12/27/2023	0.011	0.026	0.029	0.032
12/28/2023	0.024	0.043	0.047	0.026
12/29/2023	0.028	0.035	0.048	
12/30/2023	0.029	0.031	0.051	-0.020
12/31/2023	0.014	0.017	0.031	-0.027
1/1/2024	0.010	0.015	0.021	-0.036
1/2/2024	0.015	0.019	0.025	-0.033
1/3/2024	0.018	0.020	0.031	-0.037
1/4/2024	0.011	0.020	0.024	-0.023
1/5/2024	0.009	0.020	0.025	-0.009
1/6/2024	0.007	0.024	0.034	0.017
1/7/2024	0.014	0.049	0.040	
1/8/2024	0.018	0.031	0.042	0.025
1/9/2024			0.033	0.025
1/10/2024	0.018		0.031	0.027
1/11/2024	0.013	0.034	0.032	0.018

AMTS Z-Axis Readings - Average Daily Values (Change in Inches)				
Date	Arte1	Arte2	Arte3	Arte4
1/12/2024		0.023	0.029	0.062
1/13/2024	0.003	0.020	0.022	0.066
1/14/2024	0.015	0.028	0.040	0.067
1/15/2024	0.006	0.024	0.037	0.070
1/16/2024	0.001	0.015	0.025	0.075
1/17/2024	0.013	0.022	0.032	0.064
1/18/2024	0.004	0.020	0.033	0.069
1/19/2024	0.003	0.019	0.030	0.070
1/20/2024	0.004	0.018	0.029	0.054
1/21/2024	0.004	0.015	0.035	0.019
1/22/2024	0.006	0.018	0.034	0.022
1/23/2024	0.007	0.019	0.025	0.040
1/24/2024	-0.004		0.024	0.066
1/25/2024	0.004		0.020	0.079
1/26/2024	0.016	0.040	0.023	0.089
1/27/2024	0.039		0.035	0.107
1/28/2024	0.045	0.075	0.037	0.121
1/29/2024	0.038	0.054	0.034	0.051
1/30/2024	0.027	0.051	0.035	0.021
1/31/2024	0.021	0.030	0.013	-0.017
2/1/2024	0.007	0.017	-0.006	-0.069
2/2/2024	0.011	0.016	-0.009	-0.067
2/3/2024	0.011	0.011	-0.014	-0.050
2/4/2024	-0.022	-0.017	-0.045	-0.093
2/5/2024	-0.025	-0.020	-0.029	-0.100
2/6/2024	-0.019	-0.022	-0.021	-0.115
2/7/2024	-0.021	-0.030	-0.035	-0.119
2/8/2024	-0.020	-0.026	-0.041	-0.098
2/9/2024	-0.008	-0.020	-0.037	-0.091
2/10/2024	-0.006	-0.015	-0.040	-0.087
2/11/2024	-0.021	-0.017	-0.046	-0.075
2/12/2024	-0.027	-0.022	-0.048	-0.062
2/13/2024	-0.015	-0.010	-0.042	-0.047
2/14/2024	-0.016	-0.014	-0.046	-0.086
2/15/2024	-0.012	-0.012	-0.039	-0.089
2/16/2024	-0.012	-0.015	-0.041	-0.093
2/17/2024	-0.015	-0.014	-0.044	-0.088
2/18/2024	-0.018	-0.014	-0.045	-0.074
2/19/2024	-0.010	-0.013	-0.032	
2/20/2024	-0.017	-0.019	-0.038	
2/21/2024	-0.027	-0.034	-0.056	
2/22/2024	-0.023	-0.033	-0.058	-0.139
2/23/2024	-0.024	-0.029	-0.061	-0.122

AMTS Z-Axis Readings - Average Daily Values (Change in Inches)				
Date	Arte1	Arte2	Arte3	Arte4
2/24/2024	-0.023	-0.027	-0.064	-0.105
2/25/2024	-0.027	-0.033	-0.071	-0.143
2/26/2024	-0.027	-0.031	-0.071	-0.149
2/27/2024	-0.025	-0.030	-0.073	-0.147
2/28/2024	-0.025	-0.025	-0.071	-0.139
2/29/2024	-0.019	-0.020	-0.068	-0.123
3/1/2024	-0.019	-0.021	-0.063	-0.120
3/2/2024	-0.018	-0.022	-0.059	-0.114
3/3/2024	-0.020	-0.023	-0.062	-0.111
3/4/2024	-0.014	0.000	-0.055	-0.059
3/5/2024	-0.020	0.009	-0.051	-0.056
3/6/2024	-0.022	0.009	-0.049	-0.046
3/7/2024	-0.024	0.009	-0.048	-0.045
3/8/2024	-0.015	0.017	-0.044	-0.021
3/9/2024	-0.011	0.021	-0.046	-0.016
3/10/2024	-0.012	0.020	-0.049	-0.005
3/11/2024	-0.010	0.019	-0.047	-0.028
3/12/2024	0.001	0.031	-0.026	-0.037
3/13/2024	-0.011	0.024	-0.043	-0.049
3/14/2024	-0.016	0.019	-0.053	-0.053
3/15/2024	-0.022	0.019	-0.056	-0.051
3/16/2024	-0.019	0.021	-0.056	-0.042
3/17/2024	-0.020	0.019	-0.058	-0.026
3/18/2024	-0.020	0.014	-0.059	-0.025
3/19/2024	-0.019	0.013	-0.072	-0.046
3/20/2024	-0.023	0.012	-0.055	-0.076
3/21/2024	-0.023	0.014	-0.053	-0.085
3/22/2024	-0.036	0.002	-0.060	
3/23/2024	-0.029	0.005	-0.045	
3/24/2024	-0.023	0.008	-0.051	-0.047
3/25/2024	-0.025	0.031	-0.049	-0.022
3/26/2024	-0.023	0.053	-0.045	0.006
3/27/2024	-0.044	0.043	-0.063	0.007
3/28/2024	-0.038	0.047	-0.061	0.037
3/29/2024	-0.025	0.050	-0.059	0.017
3/30/2024	-0.023	0.055	-0.045	-0.007
3/31/2024	-0.021	0.055	-0.048	-0.020
4/1/2024	-0.021	0.056	-0.048	-0.021
4/2/2024	-0.027	0.048	-0.054	-0.020
4/3/2024	-0.035	0.047	-0.063	0.009
4/4/2024	-0.023	0.055	-0.060	
4/5/2024	-0.017	0.052	-0.051	-0.050
4/6/2024	-0.020	0.057	-0.053	-0.064

AMTS Z-Axis Readings - Average Daily Values (Change in Inches)				
Date	Arte1	Arte2	Arte3	Arte4
4/7/2024	-0.016	0.062	-0.057	-0.072
4/8/2024	-0.015	0.058	-0.053	-0.087
4/9/2024	-0.016	0.059	-0.052	-0.080
4/10/2024	-0.023	0.055	-0.050	-0.068
4/11/2024	-0.040	0.040	-0.069	-0.068
4/12/2024	-0.037	0.036	-0.075	-0.056
4/13/2024	-0.036	0.037	-0.070	-0.079
4/14/2024	-0.029	0.045	-0.060	-0.081
4/15/2024	-0.030	0.043	-0.060	-0.088
4/16/2024	-0.031	0.047	-0.058	-0.084
4/17/2024	-0.031	0.049	-0.057	-0.076
4/18/2024	-0.036	0.045	-0.065	-0.077
4/19/2024	-0.038	0.040	-0.071	-0.067
4/20/2024	-0.038	0.042	-0.069	-0.069
4/21/2024	-0.035	0.043	-0.068	-0.067
4/22/2024	-0.037	0.046	-0.071	-0.064
4/23/2024	-0.028	0.049	-0.065	-0.066
4/24/2024	-0.023	0.057	-0.053	-0.077
4/25/2024	-0.028	0.054	-0.063	-0.077
4/26/2024	-0.031	0.052	-0.065	-0.089
4/27/2024	-0.036	0.048	-0.066	-0.065
4/28/2024	-0.047	0.041	-0.067	-0.088
4/29/2024	-0.046	0.041	-0.066	-0.078
4/30/2024	-0.051	0.035	-0.073	-0.075
5/1/2024	-0.049	0.038	-0.072	-0.057
5/2/2024	-0.047	0.038	-0.073	-0.055
5/3/2024	-0.051	0.038	-0.077	-0.049
5/4/2024	-0.051	0.039	-0.067	-0.054
5/5/2024	-0.050	0.045	-0.063	-0.043
5/6/2024	-0.047	0.044	-0.059	-0.047
5/7/2024	-0.044	0.046	-0.057	-0.040
5/8/2024	-0.043	0.042	-0.057	-0.034
5/9/2024	-0.038	0.042	-0.054	-0.043
5/10/2024	-0.033	0.045	-0.052	-0.039
5/11/2024	-0.036	0.043	-0.060	-0.031
5/12/2024	-0.034	0.046	-0.057	-0.029
5/13/2024	-0.042	0.043	-0.050	-0.034
5/14/2024	-0.036	0.042	-0.047	-0.018
5/15/2024	-0.031	0.045	-0.051	0.004
5/16/2024	-0.037	0.042	-0.064	-0.002
5/17/2024	-0.030	0.018	-0.060	-0.055
5/18/2024	-0.016	-0.006	-0.056	-0.063
5/19/2024	-0.017	-0.011	-0.060	-0.067

AMTS Z-Axis Readings - Average Daily Values (Change in Inches)				
Date	Arte1	Arte2	Arte3	Arte4
5/20/2024	-0.017	-0.008	-0.060	-0.068
5/21/2024	-0.022	-0.009	-0.064	-0.080
5/22/2024	-0.025	-0.010	-0.059	-0.087
5/23/2024	-0.030	-0.011	-0.068	-0.097
5/24/2024	-0.030	-0.013	-0.064	-0.097
5/25/2024	-0.030	-0.013	-0.066	-0.100
5/26/2024	-0.029	-0.017	-0.069	-0.085
5/27/2024	-0.025	-0.019	-0.068	-0.096
5/28/2024	-0.021	-0.022	-0.070	-0.088
5/29/2024	-0.016	-0.016	-0.067	-0.083
5/30/2024	-0.014	-0.009	-0.065	-0.079
5/31/2024	-0.018	-0.003	-0.071	-0.086
6/1/2024	-0.019	0.002	-0.068	-0.091
6/2/2024	-0.025	0.001	-0.052	-0.091
6/3/2024	-0.023	0.000	-0.052	-0.085
6/4/2024	-0.021	-0.002	-0.055	-0.086
6/5/2024	-0.012	0.007	-0.047	-0.067
6/6/2024	-0.005	0.008	-0.045	-0.060
6/7/2024	-0.006	0.008	-0.054	-0.056
6/8/2024	-0.005	0.005	-0.051	-0.065
6/9/2024	-0.002	0.006	-0.050	-0.062
6/10/2024	0.000	0.010	-0.049	-0.053
6/11/2024	-0.002	0.010	-0.050	-0.046
6/12/2024	0.000	0.007	-0.034	
6/13/2024	-0.005	0.007	-0.032	
6/14/2024	0.000	0.005	-0.031	
6/15/2024	0.003	0.003	-0.032	
6/16/2024	0.003	-0.004	-0.043	-0.027
6/17/2024	0.002	-0.003	-0.046	-0.013
6/18/2024	-0.004	-0.005	-0.043	-0.034
6/19/2024	-0.010	-0.002	-0.045	-0.018
6/20/2024	-0.006	-0.003	-0.048	-0.002
6/21/2024	-0.010	-0.008	-0.048	-0.018
6/22/2024	-0.012	-0.015	-0.060	-0.024
6/23/2024	-0.003	-0.009	-0.045	-0.017
6/24/2024	-0.004	-0.019	-0.052	-0.046
6/25/2024	0.002	-0.016	-0.052	-0.033
6/26/2024	0.006	-0.010	-0.051	-0.041
6/27/2024	0.011	-0.004	-0.045	-0.006
6/28/2024	0.016	-0.006	-0.053	-0.006
6/29/2024	0.016	-0.010	-0.057	-0.011
6/30/2024	0.007	-0.011	-0.052	-0.012
7/1/2024	0.008	-0.012	-0.046	-0.020

AMTS Z-Axis Readings - Average Daily Values (Change in Inches)				
Date	Arte1	Arte2	Arte3	Arte4
7/2/2024	0.010	-0.017	-0.051	-0.021
7/3/2024	0.013	-0.013	-0.053	-0.009
7/4/2024	0.007	-0.013	-0.055	-0.013
7/5/2024	0.007	-0.016	-0.060	-0.020
7/6/2024	0.008	-0.015	-0.063	-0.024
7/7/2024	0.011	-0.012	-0.060	-0.023
7/8/2024	0.016	-0.008	-0.061	-0.018
7/9/2024	0.020	-0.008	-0.060	-0.021
7/10/2024	0.019	-0.008	-0.059	-0.028
7/11/2024	0.016	-0.013	-0.059	-0.054
7/12/2024	0.019	-0.016	-0.055	-0.067
7/13/2024	0.017	-0.016	-0.059	-0.048
7/14/2024	0.015	-0.013	-0.055	-0.035
7/15/2024	0.007	-0.014	-0.057	-0.026
7/16/2024	-0.001	-0.022	-0.060	-0.056
7/17/2024	-0.002	-0.023	-0.063	-0.035
7/18/2024	-0.002	-0.018	-0.064	-0.039
7/19/2024	0.005	-0.011	-0.060	-0.033
7/20/2024	0.007	-0.011	-0.059	-0.032
7/21/2024	0.004	-0.013	-0.060	-0.041
7/22/2024	0.006	-0.015	-0.058	-0.055
7/23/2024	0.007	-0.012	-0.051	-0.044
7/24/2024	0.006	-0.008	-0.052	-0.035
7/25/2024	0.003	-0.010	-0.041	-0.027
7/26/2024	0.009	-0.014	-0.048	-0.028
7/27/2024	0.017	-0.015	-0.046	-0.036
7/28/2024	0.022	-0.013	-0.046	-0.035
7/29/2024	0.021	-0.011	-0.049	-0.041
7/30/2024	0.021	-0.010	-0.044	-0.043
7/31/2024	0.022	-0.011	-0.047	-0.036
8/1/2024	0.018	-0.009	-0.054	-0.037
8/2/2024	0.005	-0.012	-0.055	-0.040
8/3/2024	-0.013	-0.017	-0.052	-0.041
8/4/2024	-0.013	-0.029	-0.052	-0.045
8/5/2024	-0.009	-0.020	-0.045	-0.040
8/6/2024	0.001	-0.017	-0.045	-0.033
8/7/2024	0.002	-0.014	-0.046	-0.032
8/8/2024	0.003	-0.017	-0.051	-0.034
8/9/2024	0.007	-0.008	-0.047	-0.028
8/10/2024	0.010	-0.008	-0.037	-0.029
8/11/2024	0.014	-0.013	-0.048	-0.029
8/12/2024	0.001	-0.039	-0.062	-0.058
8/13/2024	-0.010	-0.058	-0.065	-0.073

AMTS Z-Axis Readings - Average Daily Values (Change in Inches)				
Date	Arte1	Arte2	Arte3	Arte4
8/14/2024	-0.005	-0.057	-0.064	-0.072
8/15/2024	-0.016	-0.070	-0.079	-0.088
8/16/2024	-0.009	-0.056	-0.063	-0.078
8/17/2024	-0.018	-0.057	-0.065	-0.087
8/18/2024	-0.017	-0.052	-0.061	-0.090
8/19/2024	-0.014	-0.050	-0.057	-0.085
8/20/2024	-0.013	-0.052	-0.059	-0.087
8/21/2024	-0.005	-0.051	-0.056	-0.098
8/22/2024	-0.005	-0.051	-0.055	-0.092
8/23/2024	-0.015	-0.053	-0.059	-0.078
8/24/2024	-0.012	-0.048	-0.047	-0.077
8/25/2024	-0.013	-0.050	-0.049	-0.083
8/26/2024	-0.011	-0.051	-0.055	-0.073
8/27/2024	-0.017	-0.047	-0.058	-0.068
8/28/2024	-0.020	-0.044	-0.052	-0.070
8/29/2024	-0.027	-0.048	-0.049	-0.090
8/30/2024	-0.023	-0.046	-0.042	-0.066
8/31/2024	-0.023	-0.047	-0.043	-0.091
9/1/2024	-0.029	-0.052	-0.043	-0.093
9/2/2024	-0.018	-0.049	-0.040	-0.078
9/3/2024	-0.024	-0.057	-0.055	-0.083
9/4/2024	-0.022	-0.052	-0.056	-0.072
9/5/2024	-0.031	-0.051	-0.062	-0.067
9/6/2024	-0.026	-0.051	-0.062	-0.063
9/7/2024	-0.021	-0.053	-0.061	-0.079
9/8/2024	-0.013	-0.050	-0.056	-0.087
9/9/2024	-0.015	-0.051	-0.056	-0.091
9/10/2024	-0.026	-0.064	-0.066	-0.088
9/11/2024	-0.016	-0.056	-0.050	-0.079
9/12/2024	-0.010	-0.049	-0.043	-0.079
9/13/2024	-0.005	-0.045	-0.054	-0.057
9/14/2024	-0.007	-0.050	-0.052	-0.070
9/15/2024	0.000	-0.045	-0.043	-0.065
9/16/2024	-0.003	-0.046	-0.047	-0.058
9/17/2024	0.003	-0.038	-0.039	-0.022
9/18/2024	0.009	-0.032	-0.041	-0.029
9/19/2024	-0.018	-0.057	-0.056	-0.056
9/20/2024	-0.010	-0.050	-0.064	-0.056
9/21/2024	0.006	-0.033	-0.055	-0.035
9/22/2024	0.003	-0.032	-0.060	-0.028
9/23/2024	0.004	-0.029	-0.059	-0.028
9/24/2024	-0.004	-0.033	-0.062	-0.029
9/25/2024	-0.023	-0.043	-0.072	-0.041

AMTS Z-Axis Readings - Average Daily Values (Change in Inches)				
Date	Arte1	Arte2	Arte3	Arte4
9/26/2024	-0.034	-0.027	-0.071	-0.062
9/27/2024	-0.005	-0.002	-0.056	-0.008
9/28/2024	0.000	-0.006	-0.054	-0.001
9/29/2024	0.002	-0.010	-0.061	-0.003
9/30/2024	0.006	-0.010	-0.063	-0.009
10/1/2024	0.012	-0.007	-0.060	-0.005
10/2/2024	0.011	-0.005	-0.062	-0.015
10/3/2024	0.012	-0.004	-0.056	-0.033
10/4/2024	0.012	0.001	-0.049	-0.033
10/5/2024	0.004	-0.001	-0.053	-0.036
10/6/2024	-0.004	-0.010	-0.042	
10/7/2024	-0.002	-0.009	-0.036	
10/8/2024	0.006	0.000	-0.032	
10/9/2024	0.003	-0.004	-0.036	-0.020
10/10/2024	-0.010	-0.012	-0.056	-0.006
10/11/2024	0.003	0.002	-0.035	0.010
10/12/2024	0.002	-0.003	-0.037	0.004
10/13/2024	0.000	-0.002	-0.039	
10/14/2024	-0.003	-0.008	-0.050	0.007
10/15/2024	0.002	-0.011	-0.049	-0.008
10/16/2024	0.000	-0.014	-0.048	-0.014
10/17/2024	-0.007	-0.021	-0.035	
10/18/2024	-0.003	-0.016	-0.021	
10/19/2024	-0.004	-0.018	-0.026	
10/20/2024	-0.005	-0.018	-0.032	
10/21/2024	-0.003	-0.018	-0.038	-0.023
10/22/2024	-0.004	-0.015	-0.036	
10/23/2024	-0.005	-0.016	-0.039	0.003
10/24/2024	-0.004	-0.017	-0.032	0.003
10/25/2024	-0.008	-0.018	-0.037	-0.013
10/26/2024	-0.009	-0.018	-0.038	-0.025
10/27/2024	-0.006	-0.014	-0.039	-0.028
10/28/2024	-0.011	-0.017	-0.036	-0.033
10/29/2024	-0.007	-0.013	-0.031	-0.023
10/30/2024	-0.007	-0.017	-0.032	
10/31/2024	-0.010	-0.027	-0.042	-0.024
11/1/2024	-0.015	-0.023	-0.045	-0.032
11/2/2024	-0.013	-0.024	-0.044	-0.005
11/3/2024	-0.016	-0.029	-0.048	-0.021
11/4/2024	-0.017	-0.029	-0.046	
11/5/2024	-0.012	-0.020	-0.031	
11/6/2024	-0.016	-0.028	-0.030	
11/7/2024		-0.025	-0.024	



AMTS Z-Axis Readings - Average Daily Values (Change in Inches)				
Date	Arte1	Arte2	Arte3	Arte4
11/8/2024		-0.030	-0.029	
11/9/2024	-0.016	-0.026	-0.040	0.014
11/10/2024	-0.023	-0.028	-0.035	0.003
11/11/2024	-0.017	-0.027	-0.033	0.005
11/12/2024	-0.019	-0.027	-0.040	
11/13/2024	-0.016	-0.026	-0.041	
11/14/2024	-0.021	-0.031	-0.034	
11/15/2024	-0.016	-0.036	-0.045	
11/16/2024	-0.018	-0.034	-0.046	
11/17/2024	-0.021	-0.034	-0.046	
11/18/2024	-0.022	-0.035	-0.045	
11/19/2024	-0.023	-0.032	-0.047	
11/20/2024	-0.026	-0.031	-0.042	
11/21/2024	-0.012	-0.019	-0.043	
11/22/2024	-0.020	-0.027	-0.039	
11/23/2024	-0.021	-0.030	-0.036	
11/24/2024	-0.030	-0.041	-0.043	
11/25/2024	-0.036	-0.036	-0.047	
11/26/2024		-0.038	-0.055	
11/27/2024		-0.038	-0.055	
11/28/2024		-0.038	-0.053	
11/29/2024		-0.040	-0.056	
11/30/2024	-0.033	-0.033	-0.051	
12/1/2024	-0.034	-0.036	-0.040	
12/2/2024	-0.032	-0.035	-0.036	
12/3/2024	-0.032	-0.040	-0.035	
12/4/2024	-0.041	-0.046	-0.035	
12/5/2024	-0.036	-0.040	-0.035	
12/6/2024	-0.042	-0.048	-0.046	
12/7/2024	-0.040	-0.047	-0.046	
12/8/2024	-0.038	-0.042	-0.037	
12/9/2024	-0.036	-0.039	-0.035	
12/10/2024	-0.040	-0.040	-0.037	
12/11/2024	-0.030	-0.037	-0.037	
12/12/2024	-0.029	-0.033	-0.034	
12/13/2024	-0.034	-0.038	-0.028	
12/14/2024	-0.038	-0.041	-0.031	
12/15/2024	-0.037	-0.039	-0.028	

Mirage AMTS X-Axis Readings - Average Daily Values (Change in Inches)			
Date	MIRAGE NW	MIRAGE SE	MIRAGE SW
11/14/2023	-0.014	-0.015	-0.009
11/15/2023	-0.026	-0.054	-0.043
11/21/2023	-0.007	0.051	0.016
11/22/2023	-0.014	0.038	0.013
11/23/2023	0.009	0.045	0.027
11/24/2023	0.016	0.027	0.023
11/25/2023	0.015	0.021	0.023
11/26/2023	-0.008	0.019	0.011
11/27/2023	0.005	0.025	0.020
11/28/2023	0.019	-0.013	-0.006
11/29/2023	0.028	-0.037	-0.016
11/30/2023	-0.002	-0.031	-0.016
12/1/2023	-0.016	-0.001	-0.001
12/2/2023	-0.016	0.016	0.009
12/3/2023	-0.009	0.032	0.023
12/4/2023	-0.004	0.016	0.004
12/5/2023	0.024	0.025	0.030
12/11/2023	0.024	-0.030	-0.015
12/12/2023	0.034	-0.050	-0.014
12/13/2023	0.002	-0.046	-0.015
12/14/2023	0.005	-0.047	-0.009
12/15/2023	0.014	-0.035	0.002
12/16/2023	-0.006	-0.066	-0.034
12/17/2023	0.012	-0.019	0.010
12/18/2023	0.042	-0.024	0.014
12/19/2023	0.061	-0.035	0.012
12/20/2023	0.042	-0.036	0.000
12/21/2023	0.034	-0.018	0.011
12/22/2023	0.034	-0.008	0.019
12/23/2023	0.030	-0.011	0.016
12/24/2023	0.019	-0.011	0.016
12/25/2023	0.014	-0.006	0.017
12/26/2023	0.009	-0.007	-0.001
12/27/2023	0.019	-0.006	0.005
12/28/2023	0.030	-0.054	-0.018
12/29/2023	0.045	-0.047	-0.011
12/30/2023	0.070	-0.047	0.001
12/31/2023	0.063	-0.054	-0.009
1/1/2024	0.068	-0.037	0.007
1/2/2024	0.071	-0.045	0.007
1/3/2024	0.060	-0.058	-0.002
1/4/2024	0.029	-0.047	-0.010
1/5/2024	0.021	-0.036	-0.004

Mirage AMTS X-Axis Readings - Average Daily Values (Change in Inches)			
Date	MIRAGE NW	MIRAGE SE	MIRAGE SW
1/6/2024	0.016	-0.019	0.007
1/7/2024	0.003	-0.057	-0.028
1/8/2024	0.020	-0.048	-0.001
1/9/2024	0.009	-0.008	0.017
1/10/2024	0.018	-0.026	-0.005
1/11/2024	-0.039	-0.157	-0.139
1/12/2024	-0.001	-0.011	-0.006
1/13/2024	-0.002	0.000	0.000
1/14/2024	-0.003	-0.041	-0.027
1/15/2024	-0.006	-0.026	-0.012
1/16/2024	-0.022	-0.023	-0.020
1/17/2024	0.021	-0.012	0.010
1/18/2024	0.011	0.010	0.014
1/19/2024	0.019	0.003	0.014
1/20/2024	0.032	-0.013	0.007
1/21/2024	0.057	-0.047	-0.010
1/22/2024	0.027	-0.044	-0.007
1/23/2024	0.011	-0.027	0.004
1/24/2024	0.005	-0.014	0.009
1/25/2024	0.011	-0.004	0.015
1/26/2024	0.007	-0.005	0.018
1/27/2024	-0.013	-0.015	0.008
1/28/2024	-0.013	-0.009	0.003
1/29/2024	0.038	-0.070	-0.023
1/30/2024	0.039	-0.084	-0.024
1/31/2024	0.044	-0.073	-0.014
2/1/2024	0.041	-0.072	-0.010
2/2/2024	0.031	-0.055	0.000
2/3/2024	0.035	-0.038	0.003
2/4/2024	0.018	-0.058	-0.013
2/5/2024	0.040	-0.077	-0.009
2/6/2024	0.041	-0.097	-0.027
2/7/2024	0.040	-0.086	-0.023
2/8/2024	0.018	-0.066	-0.024
2/9/2024	0.009	-0.056	-0.024
2/10/2024	0.003	-0.046	-0.017
2/11/2024	0.008	-0.023	-0.002
2/12/2024	-0.004	-0.018	-0.007
2/13/2024	-0.001	-0.017	-0.006
2/14/2024	0.035	-0.028	0.003
2/15/2024	0.016	-0.025	-0.003
2/16/2024	0.009	-0.025	-0.001
2/17/2024	0.004	-0.033	-0.011

Mirage AMTS X-Axis Readings - Average Daily Values (Change in Inches)			
Date	MIRAGE NW	MIRAGE SE	MIRAGE SW
2/18/2024	0.000	-0.063	-0.036
2/19/2024	0.039	-0.072	-0.030
2/20/2024	0.038	-0.099	-0.045
2/21/2024	0.045	-0.080	-0.033
2/22/2024	0.033	-0.074	-0.036
2/23/2024	0.022	-0.055	-0.028
2/24/2024	0.006	-0.052	-0.035
2/25/2024	0.014	-0.078	-0.040
2/26/2024	0.014	-0.066	-0.033
2/27/2024	0.009	-0.050	-0.020
2/28/2024	-0.006	-0.041	-0.017
2/29/2024	0.000	-0.019	-0.007
3/1/2024	-0.007	-0.020	-0.011
3/2/2024	-0.009	-0.015	-0.015
3/3/2024	-0.019	-0.033	-0.032
3/4/2024	-0.010	-0.015	-0.016
3/5/2024	-0.005	0.001	-0.006
3/6/2024	-0.026	-0.031	-0.041
3/7/2024	-0.039	-0.064	-0.069
3/8/2024	-0.029	-0.035	-0.042
3/9/2024	-0.026	0.001	-0.013
3/10/2024	-0.031	0.005	-0.015
3/11/2024	0.001	-0.006	-0.012
3/12/2024	-0.005	-0.008	-0.005
3/13/2024	-0.010	-0.009	-0.006
3/14/2024	-0.014	0.004	-0.004
3/15/2024	-0.015	0.000	-0.003
3/16/2024	-0.023	0.002	-0.009
3/17/2024	-0.031	-0.002	-0.018
3/18/2024	-0.040	-0.004	-0.019
3/19/2024	-0.012	0.003	-0.012
3/20/2024	-0.006	-0.030	-0.029
3/21/2024	0.002	-0.012	-0.002
3/22/2024	-0.015	-0.060	-0.066
3/23/2024	-0.009	-0.059	-0.027
3/24/2024	0.002	-0.046	-0.027
3/25/2024	-0.017	-0.030	-0.028
3/26/2024	-0.018	-0.018	-0.022
3/27/2024	-0.044	-0.049	-0.061
3/28/2024	-0.046	-0.029	-0.050
3/29/2024	-0.014	-0.031	-0.041
3/30/2024	-0.002	-0.018	-0.021
3/31/2024	0.001	-0.016	-0.019

Mirage AMTS X-Axis Readings - Average Daily Values (Change in Inches)			
Date	MIRAGE NW	MIRAGE SE	MIRAGE SW
4/1/2024	-0.017	-0.016	-0.028
4/2/2024	-0.036	-0.028	-0.049
4/3/2024	-0.049	-0.027	-0.055
4/4/2024	-0.028	-0.016	-0.038
4/5/2024	-0.005	-0.031	-0.038
4/6/2024	-0.012	-0.040	-0.044
4/7/2024	-0.012	-0.022	-0.031
4/8/2024	-0.007	-0.033	-0.028
4/9/2024	-0.019	-0.040	-0.034
4/10/2024	-0.020	-0.026	-0.025
4/11/2024	-0.049	-0.037	-0.051
4/12/2024	-0.027	-0.015	-0.040
4/13/2024	-0.010	-0.028	-0.037
4/14/2024	-0.005	-0.022	-0.026
4/15/2024	-0.004	-0.015	-0.018
4/16/2024	-0.009	-0.012	-0.014
4/17/2024	-0.012	-0.016	-0.020
4/18/2024	-0.027	-0.026	-0.035
4/19/2024	-0.050	-0.037	-0.052
4/20/2024	-0.046	-0.038	-0.052
4/21/2024	-0.052	-0.036	-0.049
4/22/2024	-0.049	-0.063	-0.069
4/23/2024	-0.029	-0.048	-0.050
4/24/2024	-0.004	-0.018	-0.014
4/25/2024	-0.011	-0.015	-0.013
4/26/2024	-0.010	-0.009	-0.009
4/27/2024	-0.030	-0.035	-0.033
4/28/2024	-0.053	-0.084	-0.080
4/29/2024	-0.048	-0.061	-0.066
4/30/2024	-0.033	-0.040	-0.049
5/1/2024	-0.044	-0.026	-0.049
5/2/2024	-0.041	-0.012	-0.039
5/3/2024	-0.043	-0.005	-0.036
5/4/2024	-0.052	-0.020	-0.053
5/5/2024	-0.056	-0.026	-0.059
5/6/2024	-0.050	-0.019	-0.051
5/7/2024	-0.052	-0.015	-0.055
5/8/2024	-0.044	-0.001	-0.045
5/9/2024	-0.047	-0.003	-0.046
5/10/2024	-0.056	-0.007	-0.049
5/11/2024	-0.053	0.017	-0.034
5/12/2024	-0.028	0.051	-0.008
5/13/2024	-0.042	0.015	-0.031

Mirage AMTS X-Axis Readings - Average Daily Values (Change in Inches)			
Date	MIRAGE NW	MIRAGE SE	MIRAGE SW
5/14/2024	-0.067	0.008	-0.048
5/15/2024	-0.068	0.038	-0.030
5/16/2024	-0.043	0.053	-0.007
5/17/2024	-0.042	0.049	-0.010
5/18/2024	-0.050	0.055	-0.016
5/19/2024	-0.041	0.063	-0.016
5/20/2024	-0.047	0.052	-0.021
5/21/2024	-0.023	0.055	-0.014
5/22/2024	-0.044	0.033	-0.033
5/23/2024	-0.036	0.045	-0.026
5/24/2024	-0.033	0.047	-0.023
5/25/2024	-0.033	0.047	-0.022
5/26/2024	-0.039	0.057	-0.026
5/27/2024	-0.046	0.061	-0.022
5/28/2024	-0.038	0.053	-0.013
5/29/2024	-0.046	0.061	-0.013
5/30/2024	-0.038	0.080	-0.010
5/31/2024	-0.034	0.061	-0.008
6/1/2024	-0.031	0.054	-0.010
6/2/2024	-0.029	0.032	-0.008
6/3/2024	-0.033	0.038	-0.015
6/4/2024	-0.031	0.051	-0.010
6/5/2024	-0.042	0.050	-0.012
6/6/2024	-0.039	0.059	-0.003
6/7/2024	-0.037	0.051	-0.010
6/8/2024	-0.036	0.049	-0.015
6/9/2024	-0.039	0.060	-0.011
6/10/2024	-0.038	0.059	-0.002
6/11/2024	-0.043	0.042	-0.002
6/12/2024	-0.021		
6/13/2024			-0.022
6/14/2024		0.018	-0.023
6/15/2024	-0.036	0.021	-0.024
6/16/2024	-0.034	0.047	-0.012
6/17/2024	-0.039	0.054	-0.006
6/18/2024		0.057	-0.011
6/19/2024		0.056	-0.022
6/20/2024		0.045	-0.031
6/21/2024		0.059	-0.009
6/22/2024	-0.061	0.065	-0.002
6/23/2024	-0.100	0.035	-0.037
6/24/2024	0.006	0.054	-0.006
6/25/2024		0.047	-0.019

Mirage AMTS X-Axis Readings - Average Daily Values (Change in Inches)			
Date	MIRAGE NW	MIRAGE SE	MIRAGE SW
6/26/2024		0.050	-0.023
6/27/2024	-0.090	0.048	-0.021
6/28/2024	-0.047	0.076	-0.014
6/29/2024		0.080	-0.017
6/30/2024		0.044	-0.010
7/1/2024		0.015	-0.034
7/2/2024		0.050	-0.030
7/2/2024		0.050	-0.030
7/4/2024		0.077	-0.014
7/5/2024		0.075	-0.008
7/6/2024		0.077	-0.009
7/7/2024		0.066	-0.020
7/8/2024		0.077	-0.014
7/9/2024	-0.088	0.073	-0.013
7/10/2024	-0.062	0.061	-0.019
7/11/2024	-0.057	0.025	-0.032
7/12/2024	-0.061	0.030	-0.037
7/13/2024	-0.066	0.051	-0.035
7/14/2024	-0.075	0.062	-0.035
7/15/2024	-0.072	0.040	-0.036
7/16/2024	-0.069	0.056	-0.031
7/17/2024	-0.070	0.064	-0.032
7/18/2024	-0.073	0.066	-0.032
7/19/2024	-0.079	0.065	-0.036
7/20/2024	-0.084	0.061	-0.043
7/21/2024	-0.071	0.070	-0.032
7/22/2024	-0.064	0.058	-0.035
7/23/2024	-0.070	0.055	-0.041
7/24/2024	-0.084	0.060	-0.045
7/25/2024	-0.082	0.055	-0.047
7/26/2024	-0.081	0.056	-0.042
7/27/2024	-0.078	0.067	-0.036
7/28/2024	-0.076	0.067	-0.037
7/29/2024	-0.064	0.066	-0.032
7/30/2024	-0.067	0.057	-0.041
7/31/2024	-0.077	0.070	-0.038
8/1/2024	-0.074	0.083	-0.035
8/2/2024	-0.067	0.077	-0.029
8/3/2024	-0.086	0.017	-0.067
8/4/2024	-0.107	-0.017	-0.095
8/5/2024	-0.071	0.039	-0.043
8/6/2024	-0.066	0.055	-0.022
8/7/2024	-0.072	0.061	-0.030

Mirage AMTS X-Axis Readings - Average Daily Values (Change in Inches)			
Date	MIRAGE NW	MIRAGE SE	MIRAGE SW
8/8/2024	-0.075	0.058	-0.036
8/9/2024	-0.061	0.038	-0.035
8/10/2024	-0.068	0.049	-0.038
8/11/2024	-0.074	0.075	-0.031
8/12/2024	-0.059	0.090	-0.015
8/13/2024	-0.058	0.093	-0.014
8/14/2024	-0.059	0.102	-0.009
8/15/2024	-0.062	0.074	-0.030
8/16/2024	-0.046	0.041	-0.035
8/17/2024	-0.053	0.069	-0.026
8/18/2024	-0.048	0.066	-0.020
8/19/2024	-0.045	0.050	-0.026
8/20/2024	-0.058	0.051	-0.035
8/21/2024	-0.052	0.058	-0.025
8/22/2024	-0.050	0.057	-0.027
8/23/2024	-0.066	0.044	-0.043
8/24/2024	-0.053	0.053	-0.021
8/25/2024	-0.057	0.064	-0.020
8/26/2024	-0.063	0.072	-0.018
8/27/2024	-0.060	0.081	-0.012
8/28/2024	-0.058	0.069	-0.011
8/29/2024	-0.058	0.042	-0.027
8/30/2024	-0.062	0.049	-0.028
8/31/2024	-0.050	0.050	-0.020
9/1/2024	-0.058	0.041	-0.030
9/2/2024	-0.059	0.061	-0.020
9/3/2024	-0.069	0.060	-0.028
9/4/2024	-0.070	0.071	-0.020
9/5/2024	-0.065	0.076	-0.017
9/6/2024	-0.064	0.075	-0.013
9/7/2024	-0.060	0.092	-0.007
9/8/2024	-0.060	0.095	-0.004
9/9/2024	-0.064	0.094	-0.010
9/10/2024	-0.059	0.048	-0.044
9/11/2024	-0.063	0.046	-0.037
9/12/2024	-0.066	0.038	-0.036
9/13/2024	-0.065	0.075	-0.022
9/14/2024	-0.051	0.063	-0.011
9/15/2024	-0.062	0.038	-0.041
9/16/2024	-0.060	0.043	-0.040
9/17/2024	-0.053	0.038	-0.039
9/18/2024	-0.054	0.046	-0.028
9/19/2024	-0.066	0.057	-0.045



Mirage AMTS X-Axis Readings - Average Daily Values (Change in Inches)			
Date	MIRAGE NW	MIRAGE SE	MIRAGE SW
9/20/2024	-0.062	0.038	-0.049
9/21/2024	-0.053	0.068	-0.021
9/22/2024	-0.055	0.085	-0.015
9/23/2024	-0.056	0.080	-0.013
9/24/2024	-0.062	0.063	-0.025
9/25/2024	-0.086	0.025	-0.067
9/26/2024	-0.174	-0.089	-0.188
9/27/2024	-0.109	-0.014	-0.110
9/28/2024	-0.072	0.058	-0.042
9/29/2024	-0.062	0.086	-0.025
9/30/2024	-0.062	0.090	-0.023
10/1/2024	-0.063	0.097	-0.025
10/2/2024	-0.057	0.089	-0.024
10/3/2024	-0.055	0.080	-0.025
10/4/2024	-0.056	0.067	-0.027
10/5/2024	-0.083	0.012	-0.073
10/6/2024	-0.152	-0.141	-0.198
10/7/2024	-0.045	-0.023	-0.067
10/8/2024	-0.058	-0.003	-0.053
10/9/2024	-0.061	0.025	-0.037
10/10/2024	-0.078	0.039	-0.057
10/11/2024	-0.056	0.018	-0.047
10/12/2024	-0.065	0.003	-0.058
10/13/2024	-0.061	-0.003	-0.167
10/14/2024	-0.050	0.029	-0.033
10/15/2024	-0.050	0.050	-0.024
10/16/2024	-0.035	0.037	-0.019
10/17/2024	-0.022	-0.011	-0.030
10/18/2024	-0.015	-0.018	-0.025
10/19/2024	-0.026	-0.007	-0.023
10/20/2024	-0.023	-0.002	-0.017
10/21/2024	-0.028	0.005	-0.022
10/22/2024	-0.025	0.011	-0.018
10/23/2024	-0.030	0.016	-0.025
10/24/2024	-0.023	-0.001	-0.026
10/25/2024	-0.030	0.011	-0.024
10/26/2024	-0.030	0.011	-0.024
10/27/2024	-0.026	-0.006	-0.030
10/28/2024	-0.027	-0.017	-0.029
10/29/2024	-0.032	-0.010	-0.023
10/30/2024	-0.020	0.003	-0.004
10/31/2024	-0.021	-0.001	-0.010
11/1/2024	-0.023	0.000	-0.010

Mirage AMTS X-Axis Readings - Average Daily Values (Change in Inches)			
Date	MIRAGE NW	MIRAGE SE	MIRAGE SW
11/2/2024	-0.023	-0.008	-0.014
11/3/2024	-0.016	0.003	-0.002
11/4/2024	-0.014	0.006	0.002
11/5/2024	-0.022	0.002	-0.004
11/6/2024	-0.027	0.008	-0.005
11/7/2024	-0.049	0.012	-0.005
11/8/2024	-0.040	0.012	-0.010
11/9/2024	-0.026	0.016	-0.003
11/10/2024	-0.022	0.010	-0.003
11/11/2024	-0.026	0.008	-0.009
11/12/2024	-0.029	0.004	-0.013
11/13/2024	-0.025	0.000	-0.011
11/14/2024	-0.021	-0.008	-0.010
11/15/2024	-0.027	-0.014	-0.019
11/16/2024	-0.020	-0.033	-0.032
11/17/2024	-0.019	-0.030	-0.028
11/18/2024	-0.013	-0.023	-0.013
11/19/2024	-0.011	-0.014	-0.009
11/20/2024	-0.026	-0.027	-0.022
11/21/2024	-0.013	-0.036	-0.028
11/22/2024	0.030	-0.080	-0.038
11/23/2024	0.032	-0.088	-0.044
11/24/2024	0.028	-0.080	-0.045
11/25/2024	-0.008	-0.060	-0.046
11/26/2024	-0.016	-0.042	-0.043
11/27/2024	-0.019	-0.030	-0.037
11/28/2024	-0.012	-0.014	-0.021
11/29/2024	-0.010	-0.013	-0.017
11/30/2024	-0.016	-0.042	-0.038
12/1/2024	0.001	-0.062	-0.045
12/2/2024	0.023	-0.076	-0.050
12/3/2024	0.038	-0.089	-0.049
12/4/2024	0.044	-0.100	-0.044
12/5/2024	0.023	-0.068	-0.036
12/6/2024	0.017	-0.065	-0.032
12/7/2024	0.018	-0.073	-0.036
12/8/2024	0.015	-0.069	-0.032
12/9/2024	0.007	-0.054	-0.027
12/10/2024	-0.001	-0.054	-0.033
12/11/2024	-0.019	-0.048	-0.038
12/12/2024	0.026	-0.073	-0.041
12/13/2024	0.010	-0.069	-0.038
12/14/2024	0.001	-0.060	-0.034

Mirage AMTS X-Axis Readings - Average Daily Values (Change in Inches)			
Date	MIRAGE NW	MIRAGE SE	MIRAGE SW
12/15/2024	0.006	-0.050	-0.025

Mirage AMTS Y-Axis Readings - Average Daily Values (Change in Inches)			
Date	MIRAGE NW	MIRAGE SE	MIRAGE SW
11/14/2023	-0.007	0.008	0.003
11/15/2023	-0.020	0.001	0.007
11/21/2023	-0.044	-0.022	-0.053
11/22/2023	-0.026	-0.012	-0.040
11/23/2023	-0.037	-0.009	-0.035
11/24/2023	-0.046	-0.016	-0.032
11/25/2023	-0.047	-0.019	-0.030
11/26/2023	-0.033	-0.018	-0.032
11/27/2023	-0.043	-0.016	-0.033
11/28/2023	-0.033	0.006	0.006
11/29/2023	-0.036	0.000	0.020
11/30/2023	-0.056	-0.038	-0.023
12/1/2023	-0.044	-0.032	-0.036
12/2/2023	-0.047	-0.038	-0.051
12/3/2023	-0.050	-0.033	-0.053
12/4/2023	-0.042	-0.027	-0.042
12/5/2023	-0.052	-0.016	-0.033
12/11/2023	-0.066	-0.037	-0.022
12/12/2023	-0.077	-0.049	-0.016
12/13/2023	-0.075	-0.065	-0.036
12/14/2023	-0.078	-0.064	-0.035
12/15/2023	-0.076	-0.057	-0.033
12/16/2023	-0.081	-0.058	-0.038
12/17/2023	-0.078	-0.059	-0.046
12/18/2023	-0.090	-0.038	-0.027
12/19/2023	-0.097	-0.035	-0.017
12/20/2023	-0.104	-0.066	-0.040
12/21/2023	-0.101	-0.074	-0.056
12/22/2023	-0.101	-0.071	-0.057
12/23/2023	-0.098	-0.067	-0.057
12/24/2023	-0.094	-0.064	-0.057
12/25/2023	-0.094	-0.065	-0.060
12/26/2023	-0.091	-0.075	-0.067
12/27/2023	-0.091	-0.057	-0.055
12/28/2023	-0.096	-0.056	-0.030
12/29/2023	-0.104	-0.060	-0.030
12/30/2023	-0.116	-0.064	-0.027
12/31/2023	-0.124	-0.068	-0.031
1/1/2024	-0.127	-0.066	-0.040
1/2/2024	-0.132	-0.076	-0.048
1/3/2024	-0.136	-0.091	-0.050
1/4/2024	-0.130	-0.102	-0.067
1/5/2024	-0.125	-0.101	-0.075

Mirage AMTS Y-Axis Readings - Average Daily Values (Change in Inches)			
Date	MIRAGE NW	MIRAGE SE	MIRAGE SW
1/6/2024	-0.119	-0.106	-0.086
1/7/2024	-0.117	-0.106	-0.068
1/8/2024	-0.112	-0.094	-0.061
1/9/2024	-0.103	-0.092	-0.081
1/10/2024	-0.105	-0.088	-0.068
1/11/2024	-0.104	-0.120	-0.051
1/12/2024	-0.088	-0.086	-0.069
1/13/2024	-0.082	-0.072	-0.071
1/14/2024	-0.086	-0.073	-0.051
1/15/2024	-0.085	-0.085	-0.067
1/16/2024	-0.083	-0.085	-0.077
1/17/2024	-0.079	-0.061	-0.051
1/18/2024	-0.076	-0.062	-0.066
1/19/2024	-0.080	-0.054	-0.058
1/20/2024	-0.083	-0.051	-0.042
1/21/2024	-0.101	-0.051	-0.024
1/22/2024	-0.103	-0.075	-0.051
1/23/2024	-0.097	-0.082	-0.069
1/24/2024	-0.089	-0.078	-0.074
1/25/2024	-0.086	-0.072	-0.074
1/26/2024	-0.076	-0.066	-0.070
1/27/2024	-0.066	-0.068	-0.070
1/28/2024	-0.064	-0.055	-0.070
1/29/2024	-0.086	-0.045	-0.022
1/30/2024	-0.097	-0.056	-0.018
1/31/2024	-0.112	-0.070	-0.036
2/1/2024	-0.121	-0.082	-0.046
2/2/2024	-0.120	-0.092	-0.063
2/3/2024	-0.120	-0.083	-0.065
2/4/2024	-0.127	-0.097	-0.074
2/5/2024	-0.135	-0.093	-0.055
2/6/2024	-0.143	-0.104	-0.052
2/7/2024	-0.140	-0.112	-0.060
2/8/2024	-0.140	-0.120	-0.085
2/9/2024	-0.136	-0.123	-0.098
2/10/2024	-0.133	-0.121	-0.103
2/11/2024	-0.125	-0.108	-0.106
2/12/2024	-0.112	-0.094	-0.101
2/13/2024	-0.104	-0.084	-0.090
2/14/2024	-0.114	-0.072	-0.068
2/15/2024	-0.107	-0.080	-0.079
2/16/2024	-0.100	-0.081	-0.082
2/17/2024	-0.097	-0.076	-0.076

Mirage AMTS Y-Axis Readings - Average Daily Values (Change in Inches)			
Date	MIRAGE NW	MIRAGE SE	MIRAGE SW
2/18/2024	-0.094	-0.075	-0.063
2/19/2024	-0.106	-0.072	-0.046
2/20/2024	-0.110	-0.076	-0.033
2/21/2024	-0.117	-0.080	-0.042
2/22/2024	-0.122	-0.092	-0.055
2/23/2024	-0.124	-0.094	-0.069
2/24/2024	-0.123	-0.101	-0.079
2/25/2024	-0.129	-0.098	-0.063
2/26/2024	-0.128	-0.103	-0.073
2/27/2024	-0.126	-0.108	-0.090
2/28/2024	-0.119	-0.111	-0.101
2/29/2024	-0.106	-0.092	-0.093
3/1/2024	-0.104	-0.085	-0.094
3/2/2024	-0.096	-0.091	-0.098
3/3/2024	-0.086	-0.085	-0.087
3/4/2024	-0.080	-0.076	-0.083
3/5/2024	-0.076	-0.070	-0.080
3/6/2024	-0.069	-0.069	-0.064
3/7/2024	-0.067	-0.069	-0.056
3/8/2024	-0.067	-0.075	-0.071
3/9/2024	-0.058	-0.062	-0.077
3/10/2024	-0.052	-0.052	-0.069
3/11/2024	-0.068	-0.045	-0.055
3/12/2024	-0.073	-0.053	-0.063
3/13/2024	-0.069	-0.056	-0.065
3/14/2024	-0.068	-0.057	-0.072
3/15/2024	-0.062	-0.059	-0.071
3/16/2024	-0.056	-0.062	-0.070
3/17/2024	-0.050	-0.058	-0.066
3/18/2024	-0.045	-0.052	-0.062
3/19/2024	-0.053	-0.040	-0.054
3/20/2024	-0.061	-0.048	-0.047
3/21/2024	-0.064	-0.045	-0.053
3/22/2024	-0.066	-0.044	-0.030
3/23/2024	-0.072	-0.064	-0.040
3/24/2024	-0.084	-0.069	-0.052
3/25/2024	-0.077	-0.063	-0.063
3/26/2024	-0.075	-0.072	-0.072
3/27/2024	-0.063	-0.071	-0.058
3/28/2024	-0.057	-0.065	-0.061
3/29/2024	-0.071	-0.056	-0.054
3/30/2024	-0.074	-0.058	-0.061
3/31/2024	-0.079	-0.066	-0.067

Mirage AMTS Y-Axis Readings - Average Daily Values (Change in Inches)			
Date	MIRAGE NW	MIRAGE SE	MIRAGE SW
4/1/2024	-0.075	-0.071	-0.076
4/2/2024	-0.065	-0.074	-0.072
4/3/2024	-0.055	-0.068	-0.065
4/4/2024	-0.059	-0.061	-0.059
4/5/2024	-0.075	-0.055	-0.049
4/6/2024	-0.075	-0.060	-0.049
4/7/2024	-0.077	-0.066	-0.065
4/8/2024	-0.083	-0.065	-0.061
4/9/2024	-0.083	-0.072	-0.068
4/10/2024	-0.081	-0.083	-0.080
4/11/2024	-0.067	-0.084	-0.076
4/12/2024	-0.073	-0.076	-0.075
4/13/2024	-0.073	-0.062	-0.056
4/14/2024	-0.078	-0.064	-0.065
4/15/2024	-0.081	-0.073	-0.077
4/16/2024	-0.078	-0.067	-0.075
4/17/2024	-0.076	-0.073	-0.077
4/18/2024	-0.072	-0.081	-0.079
4/19/2024	-0.061	-0.081	-0.076
4/20/2024	-0.060	-0.082	-0.079
4/21/2024	-0.053	-0.078	-0.075
4/22/2024	-0.053	-0.066	-0.053
4/23/2024	-0.065	-0.070	-0.058
4/24/2024	-0.075	-0.069	-0.067
4/25/2024	-0.077	-0.078	-0.076
4/26/2024	-0.077	-0.072	-0.076
4/27/2024	-0.075	-0.065	-0.064
4/28/2024	-0.074	-0.074	-0.055
4/29/2024	-0.069	-0.079	-0.061
4/30/2024	-0.069	-0.071	-0.066
5/1/2024	-0.058	-0.068	-0.065
5/2/2024	-0.057	-0.066	-0.072
5/3/2024	-0.054	-0.058	-0.067
5/4/2024	-0.048	-0.056	-0.059
5/5/2024	-0.041	-0.048	-0.050
5/6/2024	-0.041	-0.049	-0.054
5/7/2024	-0.039	-0.050	-0.055
5/8/2024	-0.039	-0.046	-0.054
5/9/2024	-0.032	-0.043	-0.052
5/10/2024	-0.030	-0.039	-0.047
5/11/2024	-0.027	-0.032	-0.047
5/12/2024	-0.037	-0.020	-0.051
5/13/2024	-0.036	-0.017	-0.037

Mirage AMTS Y-Axis Readings - Average Daily Values (Change in Inches)			
Date	MIRAGE NW	MIRAGE SE	MIRAGE SW
5/14/2024	-0.022	-0.027	-0.046
5/15/2024	-0.012	-0.018	-0.048
5/16/2024	-0.014	-0.001	-0.039
5/17/2024	-0.016	-0.003	-0.036
5/18/2024	-0.015	-0.003	-0.041
5/19/2024	-0.006	0.007	-0.037
5/20/2024	-0.002	0.009	-0.031
5/21/2024	-0.014	0.006	-0.033
5/22/2024	-0.007	-0.011	-0.042
5/23/2024	-0.009	-0.012	-0.045
5/24/2024	-0.010	-0.010	-0.045
5/25/2024	-0.012	-0.012	-0.047
5/26/2024	-0.005	-0.020	-0.041
5/27/2024	-0.006	-0.008	-0.054
5/28/2024	-0.003	0.005	-0.041
5/29/2024	-0.005	-0.008	-0.048
5/30/2024	-0.004	-0.011	-0.057
5/31/2024	-0.009	-0.004	-0.046
6/1/2024	-0.015	0.002	-0.041
6/2/2024	-0.016	0.014	-0.025
6/3/2024	-0.020	-0.007	-0.042
6/4/2024	-0.019	-0.015	-0.053
6/5/2024	-0.014	-0.016	-0.058
6/6/2024	-0.006	-0.007	-0.050
6/7/2024	-0.011	-0.004	-0.043
6/8/2024	-0.013	-0.006	-0.039
6/9/2024	-0.012	-0.016	-0.049
6/10/2024	-0.010	-0.001	-0.036
6/11/2024	-0.009	-0.001	-0.023
6/12/2024	-0.022		
6/13/2024			-0.032
6/14/2024		-0.024	-0.034
6/15/2024	-0.018	-0.006	-0.025
6/16/2024	-0.014	-0.019	-0.049
6/17/2024	-0.017	-0.007	-0.051
6/18/2024		-0.010	-0.056
6/19/2024		-0.005	-0.052
6/20/2024		-0.003	-0.041
6/21/2024		-0.004	-0.047
6/22/2024	-0.015	0.013	-0.039
6/23/2024	-0.007	-0.008	-0.045
6/24/2024	-0.021	-0.005	-0.056
6/25/2024		0.006	-0.030



Mirage AMTS Y-Axis Readings - Average Daily Values (Change in Inches)			
Date	MIRAGE NW	MIRAGE SE	MIRAGE SW
6/26/2024		-0.008	-0.032
6/27/2024	-0.003	-0.009	-0.049
6/28/2024	-0.015	-0.013	-0.059
6/29/2024		-0.010	-0.062
6/30/2024		0.013	-0.035
7/1/2024		-0.007	-0.053
7/2/2024		-0.013	-0.055
7/3/2024		-0.005	-0.059
7/4/2024		-0.007	-0.064
7/5/2024		-0.002	-0.059
7/6/2024		-0.004	-0.057
7/7/2024		-0.008	-0.058
7/8/2024		0.004	-0.054
7/9/2024	0.007	0.000	-0.050
7/10/2024	-0.002	-0.006	-0.038
7/11/2024	-0.010	-0.002	-0.018
7/12/2024	-0.021	-0.025	-0.037
7/13/2024	-0.017	-0.027	-0.048
7/14/2024	-0.013	-0.029	-0.060
7/15/2024	-0.011	-0.018	-0.042
7/16/2024	-0.011	-0.019	-0.054
7/17/2024	-0.006	-0.015	-0.056
7/18/2024	-0.004	-0.015	-0.055
7/19/2024	-0.002	-0.019	-0.054
7/20/2024	0.002	-0.014	-0.048
7/21/2024	-0.003	-0.006	-0.047
7/22/2024	-0.006	-0.002	-0.036
7/23/2024	-0.011	-0.010	-0.039
7/24/2024	-0.008	-0.013	-0.050
7/25/2024	-0.001	-0.010	-0.047
7/26/2024	0.003	-0.012	-0.048
7/27/2024	0.000	-0.013	-0.053
7/28/2024	-0.001	-0.008	-0.051
7/29/2024	-0.007	-0.002	-0.040
7/30/2024	-0.010	-0.013	-0.043
7/31/2024	-0.003	-0.013	-0.053
8/1/2024	-0.004	-0.009	-0.059
8/2/2024	0.000	0.002	-0.051
8/3/2024	0.001	0.008	-0.019
8/4/2024	0.003	-0.004	-0.015
8/5/2024	-0.011	-0.003	-0.032
8/6/2024	-0.017	-0.004	-0.040
8/7/2024	-0.014	-0.015	-0.048

Mirage AMTS Y-Axis Readings - Average Daily Values (Change in Inches)			
Date	MIRAGE NW	MIRAGE SE	MIRAGE SW
8/8/2024	-0.009	-0.009	-0.045
8/9/2024	-0.013	-0.001	-0.027
8/10/2024	-0.015	-0.023	-0.051
8/11/2024	-0.011	-0.025	-0.068
8/12/2024	-0.007	-0.008	-0.061
8/13/2024	-0.004	-0.004	-0.060
8/14/2024	0.001	-0.001	-0.062
8/15/2024	0.007	0.009	-0.039
8/16/2024	-0.001	0.024	-0.013
8/17/2024	-0.008	0.005	-0.040
8/18/2024	-0.010	0.010	-0.035
8/19/2024	-0.010	0.016	-0.021
8/20/2024	-0.012	-0.001	-0.033
8/21/2024	-0.017	0.002	-0.034
8/22/2024	-0.022	-0.006	-0.038
8/23/2024	-0.020	-0.006	-0.037
8/24/2024	-0.026	-0.001	-0.040
8/25/2024	-0.027	-0.011	-0.053
8/26/2024	-0.025	-0.012	-0.063
8/27/2024	-0.023	-0.007	-0.066
8/28/2024	-0.019	0.004	-0.048
8/29/2024	-0.022	0.009	-0.029
8/30/2024	-0.028	-0.006	-0.044
8/31/2024	-0.027	0.007	-0.035
9/1/2024	-0.026	0.004	-0.032
9/2/2024	-0.028	-0.007	-0.050
9/3/2024	-0.019	-0.006	-0.049
9/4/2024	-0.022	-0.006	-0.055
9/5/2024	-0.018	0.000	-0.051
9/6/2024	-0.015	0.001	-0.052
9/7/2024	-0.008	-0.002	-0.063
9/8/2024	-0.010	0.001	-0.062
9/9/2024	-0.008	0.002	-0.062
9/10/2024	-0.006	0.011	-0.032
9/11/2024	-0.014	0.002	-0.038
9/12/2024	-0.015	0.004	-0.029
9/13/2024	-0.017	-0.006	-0.049
9/14/2024	-0.016	0.012	-0.031
9/15/2024	-0.019	0.006	-0.026
9/16/2024	-0.024	-0.002	-0.036
9/17/2024	-0.028	-0.003	-0.035
9/18/2024	-0.020	0.006	-0.031
9/19/2024	-0.063	-0.055	-0.083

Mirage AMTS Y-Axis Readings - Average Daily Values (Change in Inches)			
Date	MIRAGE NW	MIRAGE SE	MIRAGE SW
9/20/2024	-0.078	-0.066	-0.092
9/21/2024	-0.005	0.014	-0.028
9/22/2024	-0.005	0.007	-0.041
9/23/2024	-0.005	0.001	-0.049
9/24/2024	-0.029	-0.017	-0.064
9/25/2024	-0.116	-0.109	-0.140
9/26/2024	-0.017	-0.048	-0.035
9/27/2024	-0.030	-0.044	-0.048
9/28/2024	-0.041	-0.040	-0.075
9/29/2024	-0.037	-0.033	-0.081
9/30/2024	-0.035	-0.026	-0.079
10/1/2024	-0.040	-0.030	-0.082
10/2/2024	-0.046	-0.031	-0.083
10/3/2024	-0.047	-0.031	-0.079
10/4/2024	-0.037	-0.021	-0.063
10/5/2024	-0.028	-0.018	-0.043
10/6/2024	-0.018	-0.052	-0.001
10/7/2024	-0.047	-0.025	-0.023
10/8/2024	-0.065	-0.043	-0.045
10/9/2024	-0.086	-0.061	-0.084
10/10/2024	-0.074	-0.074	-0.099
10/11/2024	-0.064	-0.046	-0.061
10/12/2024	-0.063	-0.050	-0.061
10/13/2024	-0.068	-0.056	-0.049
10/14/2024	-0.072	-0.063	-0.082
10/15/2024	-0.066	-0.058	-0.085
10/16/2024	-0.038	-0.005	-0.030
10/17/2024	-0.048	0.008	0.002
10/18/2024	-0.054	0.003	0.003
10/19/2024	-0.051	0.000	-0.006
10/20/2024	-0.053	0.004	-0.007
10/21/2024	-0.051	-0.004	-0.016
10/22/2024	-0.050	0.000	-0.020
10/23/2024	-0.050	-0.002	-0.024
10/24/2024	-0.052	0.002	-0.011
10/25/2024	-0.051	0.001	-0.021
10/26/2024	-0.055	0.001	-0.020
10/27/2024	-0.057	-0.002	-0.015
10/28/2024	-0.058	-0.001	-0.009
10/29/2024	-0.054	0.001	-0.010
10/30/2024	-0.052	0.017	-0.004
10/31/2024	-0.047	0.010	-0.006
11/1/2024	-0.046	0.008	-0.008

Mirage AMTS Y-Axis Readings - Average Daily Values (Change in Inches)			
Date	MIRAGE NW	MIRAGE SE	MIRAGE SW
11/2/2024	-0.052	0.001	-0.012
11/3/2024	-0.050	0.011	-0.008
11/4/2024	-0.053	0.009	-0.012
11/5/2024	-0.037	0.029	0.004
11/6/2024	-0.025	0.036	0.009
11/7/2024	-0.042	0.029	-0.003
11/8/2024	-0.052	0.023	-0.005
11/9/2024	-0.049	0.022	-0.007
11/10/2024	-0.038	0.033	0.002
11/11/2024	-0.043	0.015	-0.010
11/12/2024	-0.046	0.012	-0.014
11/13/2024	-0.048	0.015	-0.010
11/14/2024	-0.043	0.020	0.002
11/15/2024	-0.052	0.016	0.002
11/16/2024	-0.058	0.012	0.009
11/17/2024	-0.059	0.001	-0.001
11/18/2024	-0.058	0.003	0.000
11/19/2024	-0.063	-0.002	-0.008
11/20/2024	-0.064	-0.009	-0.011
11/21/2024	-0.064	0.004	0.004
11/22/2024	-0.077	0.019	0.044
11/23/2024	-0.089	0.011	0.045
11/24/2024	-0.093	-0.003	0.031
11/25/2024	-0.093	-0.024	-0.001
11/26/2024	-0.091	-0.023	-0.014
11/27/2024	-0.098	-0.023	-0.023
11/28/2024	-0.089	-0.016	-0.023
11/29/2024	-0.087	-0.012	-0.020
11/30/2024	-0.084	-0.008	-0.003
12/1/2024	-0.090	-0.009	0.010
12/2/2024	-0.098	-0.005	0.024
12/3/2024	-0.107	-0.009	0.030
12/4/2024	-0.120	-0.026	0.024
12/5/2024	-0.122	-0.044	-0.008
12/6/2024	-0.123	-0.037	-0.012
12/7/2024	-0.119	-0.031	-0.004
12/8/2024	-0.123	-0.042	-0.014
12/9/2024	-0.108	-0.036	-0.018
12/10/2024	-0.104	-0.039	-0.024
12/11/2024	-0.104	-0.042	-0.034
12/12/2024	-0.105	-0.027	0.006
12/13/2024	-0.109	-0.041	-0.012
12/14/2024	-0.113	-0.046	-0.023

Mirage AMTS Y-Axis Readings - Average Daily Values (Change in Inches)			
Date	MIRAGE NW	MIRAGE SE	MIRAGE SW
12/15/2024	-0.104	-0.036	-0.018

Mirage AMTS Z-Axis Readings - Average Daily Values (Change in Inches)			
Date	MIRAGE NW	MIRAGE SE	MIRAGE SW
11/14/2023	0.003	-0.014	-0.002
11/15/2023	0.001	-0.024	-0.023
11/21/2023	-0.011	-0.020	-0.033
11/22/2023	-0.005	-0.034	-0.014
11/23/2023	-0.007	-0.033	-0.023
11/24/2023	-0.011	-0.042	-0.034
11/25/2023	-0.015	-0.046	-0.044
11/26/2023	-0.006	-0.034	-0.033
11/27/2023	-0.006	-0.034	-0.035
11/28/2023	-0.005	-0.023	-0.040
11/29/2023	-0.017	-0.029	-0.054
11/30/2023	-0.027	-0.062	-0.066
12/1/2023	-0.017	-0.090	-0.061
12/2/2023	-0.024	-0.104	-0.055
12/3/2023	-0.030	-0.106	-0.068
12/4/2023	-0.021	-0.105	-0.070
12/5/2023	-0.026	-0.115	-0.077
12/11/2023	-0.004	0.012	-0.017
12/12/2023	-0.020	-0.003	-0.040
12/13/2023	-0.008	0.009	-0.020
12/14/2023	0.003	0.014	-0.013
12/15/2023	0.010	0.014	-0.010
12/16/2023	0.004	0.011	-0.005
12/17/2023	0.006	0.015	-0.011
12/18/2023	-0.011	0.013	-0.035
12/19/2023	-0.028	0.008	-0.050
12/20/2023	-0.021	0.006	-0.034
12/21/2023	-0.014	-0.003	-0.028
12/22/2023	-0.001	0.002	-0.020
12/23/2023	-0.001	0.010	-0.016
12/24/2023	0.006	0.015	-0.009
12/25/2023	0.009	0.015	0.003
12/26/2023	0.001	0.014	-0.006
12/27/2023	0.000	0.020	-0.014
12/28/2023	0.005	0.034	-0.009
12/29/2023	-0.018	0.015	-0.037
12/30/2023	-0.013	0.019	-0.033
12/31/2023	-0.036	0.002	-0.053
1/1/2024	-0.037	-0.001	-0.041
1/2/2024	-0.025	0.010	-0.038
1/3/2024	-0.026	0.007	-0.037
1/4/2024	-0.017	0.007	-0.025
1/5/2024	-0.006	0.012	-0.011

Mirage AMTS Z-Axis Readings - Average Daily Values (Change in Inches)			
Date	MIRAGE NW	MIRAGE SE	MIRAGE SW
1/6/2024	0.010	0.017	-0.002
1/7/2024	0.018	0.025	-0.004
1/8/2024	-0.001	0.018	-0.014
1/9/2024	0.015	0.017	-0.008
1/10/2024	0.011	0.021	-0.008
1/11/2024	0.003	0.015	-0.015
1/12/2024	-0.005	0.014	-0.010
1/13/2024	0.009	0.024	-0.003
1/14/2024	0.019	0.030	0.004
1/15/2024	0.008	0.018	-0.001
1/16/2024	0.006	0.021	-0.002
1/17/2024	0.014	0.027	0.002
1/18/2024	0.008	0.020	0.005
1/19/2024	0.009	0.021	0.005
1/20/2024	0.002	0.015	-0.013
1/21/2024	-0.012	0.002	-0.032
1/22/2024	-0.007	0.018	-0.014
1/23/2024	0.006	0.039	0.010
1/24/2024	0.019	0.040	0.023
1/25/2024	0.032	0.051	0.027
1/26/2024	0.047	0.091	0.061
1/27/2024	0.085	0.161	0.122
1/28/2024	0.073	0.163	0.101
1/29/2024	0.056	0.130	0.067
1/30/2024	0.014	0.097	0.039
1/31/2024	-0.010	0.039	-0.018
2/1/2024	-0.033	-0.025	-0.052
2/2/2024	-0.027	-0.025	-0.040
2/3/2024	-0.027	-0.028	-0.034
2/4/2024	-0.044	-0.053	-0.057
2/5/2024	-0.041	-0.059	-0.065
2/6/2024	-0.053	-0.071	-0.094
2/7/2024	-0.069	-0.082	-0.102
2/8/2024	-0.056	-0.068	-0.074
2/9/2024	-0.035	-0.051	-0.048
2/10/2024	-0.026	-0.050	-0.041
2/11/2024	-0.026	-0.052	-0.032
2/12/2024	-0.031	-0.054	-0.040
2/13/2024	-0.016	-0.034	-0.029
2/14/2024	-0.029	-0.050	-0.054
2/15/2024	-0.028	-0.044	-0.038
2/16/2024	-0.026	-0.045	-0.026
2/17/2024	-0.024	-0.043	-0.033

Mirage AMTS Z-Axis Readings - Average Daily Values (Change in Inches)			
Date	MIRAGE NW	MIRAGE SE	MIRAGE SW
2/18/2024	-0.023	-0.045	-0.045
2/19/2024	-0.032	-0.055	-0.074
2/20/2024	-0.056	-0.063	-0.092
2/21/2024	-0.074	-0.083	-0.093
2/22/2024	-0.068	-0.082	-0.083
2/23/2024	-0.060	-0.070	-0.071
2/24/2024	-0.046	-0.062	-0.061
2/25/2024	-0.056	-0.076	-0.076
2/26/2024	-0.057	-0.074	-0.062
2/27/2024	-0.050	-0.070	-0.047
2/28/2024	-0.037	-0.068	-0.032
2/29/2024	-0.032	-0.061	-0.026
3/1/2024	-0.029	-0.064	-0.034
3/2/2024	-0.024	-0.065	-0.028
3/3/2024	-0.028	-0.069	-0.035
3/4/2024	-0.017	-0.043	-0.018
3/5/2024	-0.016	-0.016	-0.015
3/6/2024	-0.016	-0.019	-0.022
3/7/2024	-0.017	-0.015	-0.028
3/8/2024	-0.011	-0.013	-0.014
3/9/2024	-0.006	-0.015	-0.004
3/10/2024	-0.005	-0.009	-0.014
3/11/2024	-0.008	-0.017	-0.025
3/12/2024	-0.001	-0.006	-0.005
3/13/2024	-0.009	-0.016	-0.008
3/14/2024	-0.012	-0.014	-0.013
3/15/2024	-0.010	-0.017	-0.009
3/16/2024	-0.008	-0.016	-0.006
3/17/2024	-0.009	-0.015	-0.011
3/18/2024	-0.009	-0.016	-0.015
3/19/2024	-0.010	-0.024	-0.030
3/20/2024	-0.020	-0.035	-0.034
3/21/2024	-0.022	-0.031	-0.028
3/22/2024	-0.022	-0.032	-0.039
3/23/2024	-0.024	-0.026	-0.040
3/24/2024	-0.035	-0.044	-0.060
3/25/2024	-0.020	0.004	-0.026
3/26/2024	-0.008	0.037	-0.001
3/27/2024	-0.013	0.032	-0.005
3/28/2024	-0.009	0.033	-0.004
3/29/2024	-0.004	0.037	-0.002
3/30/2024	-0.005	0.040	0.006
3/31/2024	-0.010	0.037	0.004



Mirage AMTS Z-Axis Readings - Average Daily Values (Change in Inches)			
Date	MIRAGE NW	MIRAGE SE	MIRAGE SW
4/1/2024	-0.005	0.037	0.008
4/2/2024	-0.010	0.031	0.007
4/3/2024	-0.013	0.038	-0.007
4/4/2024	0.003	0.046	0.007
4/5/2024	-0.010	0.037	-0.011
4/6/2024	-0.019	0.039	-0.020
4/7/2024	-0.013	0.037	-0.008
4/8/2024	-0.010	0.032	0.003
4/9/2024	-0.012	0.032	-0.004
4/10/2024	-0.010	0.023	-0.004
4/11/2024	-0.024	0.011	-0.024
4/12/2024	-0.020	0.009	-0.023
4/13/2024	-0.023	0.000	-0.027
4/14/2024	-0.014	0.005	-0.016
4/15/2024	-0.018	-0.001	-0.018
4/16/2024	-0.014	0.008	-0.012
4/17/2024	-0.011	0.014	-0.007
4/18/2024	-0.014	0.008	-0.012
4/19/2024	-0.013	0.005	-0.012
4/20/2024	-0.013	0.003	-0.006
4/21/2024	-0.011	0.005	-0.002
4/22/2024	-0.013	0.012	-0.013
4/23/2024	-0.006	0.010	-0.013
4/24/2024	0.004	0.023	0.004
4/25/2024	-0.001	0.014	0.000
4/26/2024	-0.003	0.020	0.007
4/27/2024	-0.002	0.021	-0.004
4/28/2024	-0.011	0.016	-0.012
4/29/2024	-0.015	0.015	-0.014
4/30/2024	-0.018	0.015	-0.019
5/1/2024	-0.013	0.023	-0.011
5/2/2024	-0.014	0.024	-0.006
5/3/2024	-0.014	0.025	-0.008
5/4/2024	-0.013	0.027	-0.010
5/5/2024	-0.011	0.033	-0.003
5/6/2024	-0.041	-0.049	-0.054
5/7/2024	-0.039	-0.050	-0.055
5/8/2024	-0.039	-0.046	-0.054
5/9/2024	-0.032	-0.043	-0.052
5/10/2024	-0.030	-0.039	-0.047
5/11/2024	-0.027	-0.032	-0.047
5/12/2024	-0.037	-0.020	-0.051
5/13/2024	-0.003	0.026	-0.009

Mirage AMTS Z-Axis Readings - Average Daily Values (Change in Inches)			
Date	MIRAGE NW	MIRAGE SE	MIRAGE SW
5/14/2024	-0.002	0.025	0.011
5/15/2024	0.006	0.025	0.007
5/16/2024	0.010	0.039	0.011
5/17/2024	0.000	0.013	-0.005
5/18/2024	-0.004	-0.024	-0.007
5/19/2024	-0.008	-0.025	-0.008
5/20/2024	-0.007	-0.022	-0.009
5/21/2024	-0.009	-0.031	-0.017
5/22/2024	-0.014	-0.031	-0.021
5/23/2024	-0.018	-0.039	-0.020
5/24/2024	-0.016	-0.033	-0.015
5/25/2024	-0.014	-0.041	-0.015
5/26/2024	-0.017	-0.043	-0.017
5/27/2024	-0.014	-0.043	-0.014
5/28/2024	-0.012	-0.034	-0.006
5/29/2024	-0.016	-0.036	-0.014
5/30/2024	-0.014	-0.024	-0.016
5/31/2024	-0.011	-0.029	-0.007
6/1/2024	-0.010	-0.032	-0.009
6/2/2024	-0.012	-0.024	-0.018
6/3/2024	-0.014	-0.028	-0.010
6/4/2024	-0.014	-0.033	-0.007
6/5/2024	0.014	0.009	0.041
6/6/2024	0.019	0.010	0.047
6/7/2024	-0.002	-0.001	0.012
6/8/2024	-0.004	-0.005	0.005
6/9/2024	-0.007	-0.009	0.004
6/10/2024	-0.001	0.005	0.010
6/11/2024	0.014	0.016	0.014
6/12/2024	-0.002		
6/13/2024			-0.010
6/14/2024		0.005	-0.003
6/15/2024	0.003	-0.001	0.012
6/16/2024	0.009	-0.011	0.016
6/17/2024	0.014	0.001	0.036
6/18/2024		-0.006	0.029
6/19/2024		-0.003	0.032
6/20/2024		-0.006	0.032
6/21/2024		-0.013	0.030
6/22/2024	0.012	-0.016	0.004
6/23/2024	0.014	-0.020	0.011
6/24/2024	0.029	-0.027	0.008
6/25/2024		-0.016	0.009

Mirage AMTS Z-Axis Readings - Average Daily Values (Change in Inches)			
Date	MIRAGE NW	MIRAGE SE	MIRAGE SW
6/26/2024		-0.015	-0.006
6/27/2024	0.028	-0.005	0.008
6/28/2024	-0.004	-0.013	0.026
6/29/2024		-0.008	0.032
6/30/2024		-0.003	0.044
7/1/2024		-0.021	0.019
7/2/2024		-0.033	0.018
7/3/2024		-0.016	0.029
7/4/2024		-0.017	0.028
7/5/2024		-0.016	0.029
7/6/2024		-0.021	0.023
7/7/2024		-0.019	0.031
7/8/2024		-0.014	0.039
7/9/2024	0.004	-0.017	0.035
7/10/2024	0.005	-0.023	0.015
7/11/2024	-0.004	-0.026	-0.004
7/12/2024	-0.013	-0.041	-0.020
7/13/2024	-0.016	-0.036	-0.011
7/14/2024	-0.006	-0.023	-0.001
7/15/2024	0.001	-0.026	0.003
7/16/2024	-0.014	-0.056	-0.014
7/17/2024	-0.013	-0.059	-0.012
7/18/2024	-0.010	-0.056	-0.007
7/19/2024	-0.006	-0.053	-0.006
7/20/2024	-0.005	-0.045	-0.002
7/21/2024	-0.007	-0.043	-0.004
7/22/2024	-0.010	-0.046	-0.012
7/23/2024	-0.018	-0.039	-0.019
7/24/2024	-0.011	-0.044	-0.005
7/25/2024	-0.007	-0.043	-0.001
7/26/2024	-0.008	-0.050	-0.005
7/27/2024	-0.005	-0.055	0.003
7/28/2024	-0.009	-0.058	-0.001
7/29/2024	-0.018	-0.055	-0.014
7/30/2024	-0.024	-0.057	-0.025
7/31/2024	-0.016	-0.052	-0.005
8/1/2024	-0.010	-0.047	0.001
8/2/2024	-0.016	-0.050	-0.004
8/3/2024	-0.017	-0.058	-0.016
8/4/2024	-0.028	-0.084	-0.033
8/5/2024	-0.027	-0.057	-0.029
8/6/2024	-0.022	-0.056	-0.026
8/7/2024	-0.023	-0.051	-0.024

Mirage AMTS Z-Axis Readings - Average Daily Values (Change in Inches)			
Date	MIRAGE NW	MIRAGE SE	MIRAGE SW
8/8/2024	-0.019	-0.048	-0.018
8/9/2024	-0.016	-0.036	-0.022
8/10/2024	-0.025	-0.048	-0.023
8/11/2024	-0.018	-0.047	-0.009
8/12/2024	-0.044	-0.107	-0.048
8/13/2024	-0.064	-0.145	-0.068
8/14/2024	-0.062	-0.148	-0.065
8/15/2024	-0.079	-0.158	-0.086
8/16/2024	-0.073	-0.147	-0.079
8/17/2024	-0.077	-0.152	-0.086
8/18/2024	-0.070	-0.151	-0.080
8/19/2024	-0.075	-0.142	-0.083
8/20/2024	-0.079	-0.145	-0.092
8/21/2024	-0.073	-0.142	-0.082
8/22/2024	-0.079	-0.144	-0.090
8/23/2024	-0.081	-0.141	-0.092
8/24/2024	-0.069	-0.141	-0.078
8/25/2024	-0.073	-0.146	-0.084
8/26/2024	-0.068	-0.139	-0.078
8/27/2024	-0.060	-0.138	-0.070
8/28/2024	-0.059	-0.138	-0.067
8/29/2024	-0.073	-0.145	-0.083
8/30/2024	-0.074	-0.140	-0.078
8/31/2024	-0.068	-0.153	-0.074
9/1/2024	-0.081	-0.155	-0.086
9/2/2024	-0.074	-0.153	-0.080
9/3/2024	-0.079	-0.160	-0.090
9/4/2024	-0.073	-0.141	-0.077
9/5/2024	-0.075	-0.141	-0.084
9/6/2024	-0.067	-0.144	-0.074
9/7/2024	-0.066	-0.153	-0.070
9/8/2024	-0.063	-0.150	-0.064
9/9/2024	-0.064	-0.153	-0.070
9/10/2024	-0.078	-0.158	-0.089
9/11/2024	-0.075	-0.144	-0.081
9/12/2024	-0.063	-0.124	-0.058
9/13/2024	-0.064	-0.123	-0.059
9/14/2024	-0.062	-0.114	-0.055
9/15/2024	-0.057	-0.104	-0.053
9/16/2024	-0.061	-0.116	-0.063
9/17/2024	-0.048	-0.101	-0.042
9/18/2024	-0.043	-0.089	-0.034
9/19/2024	-0.070	-0.114	-0.080

Mirage AMTS Z-Axis Readings - Average Daily Values (Change in Inches)			
Date	MIRAGE NW	MIRAGE SE	MIRAGE SW
9/20/2024	-0.071	-0.123	-0.073
9/21/2024	-0.048	-0.099	-0.045
9/22/2024	-0.042	-0.100	-0.037
9/23/2024	-0.035	-0.088	-0.022
9/24/2024	-0.033	-0.089	-0.026
9/25/2024	-0.039	-0.090	-0.031
9/26/2024	-0.047	-0.090	-0.076
9/27/2024	-0.013	-0.015	-0.007
9/28/2024	-0.016	-0.016	-0.009
9/29/2024	-0.017	-0.021	-0.002
9/30/2024	-0.014	-0.014	0.008
10/1/2024	-0.012	-0.010	0.010
10/2/2024	-0.015	-0.008	0.007
10/3/2024	-0.017	-0.011	0.004
10/4/2024	-0.014	-0.015	0.001
10/5/2024	-0.010	-0.017	-0.002
10/6/2024	-0.022	-0.029	-0.033
10/7/2024	-0.023	-0.029	-0.044
10/8/2024	-0.024	-0.027	-0.034
10/9/2024	-0.029	-0.027	-0.030
10/10/2024	-0.029	-0.028	-0.043
10/11/2024	-0.018	-0.009	-0.020
10/12/2024	-0.010	-0.016	-0.015
10/13/2024	-0.020	-0.033	-0.031
10/14/2024	-0.025	-0.034	-0.025
10/15/2024	-0.019	-0.026	-0.010
10/16/2024	-0.018	-0.026	-0.023
10/17/2024	-0.017	-0.025	-0.039
10/18/2024	-0.020	-0.021	-0.042
10/19/2024	-0.021	-0.026	-0.039
10/20/2024	-0.019	-0.025	-0.037
10/21/2024	-0.016	-0.024	-0.030
10/22/2024	-0.013	-0.017	-0.019
10/23/2024	-0.014	-0.025	-0.023
10/24/2024	-0.015	-0.021	-0.021
10/25/2024	-0.020	-0.031	-0.023
10/26/2024	-0.021	-0.031	-0.023
10/27/2024	-0.020	-0.031	-0.026
10/28/2024	-0.020	-0.030	-0.033
10/29/2024	-0.015	-0.022	-0.028
10/30/2024	-0.015	-0.018	-0.029
10/31/2024	-0.015	-0.011	-0.026
11/1/2024	-0.015	-0.011	-0.021

Mirage AMTS Z-Axis Readings - Average Daily Values (Change in Inches)			
Date	MIRAGE NW	MIRAGE SE	MIRAGE SW
11/2/2024	-0.010	-0.009	-0.018
11/3/2024	-0.014	-0.015	-0.021
11/4/2024	-0.018	-0.012	-0.027
11/5/2024	-0.004	-0.003	-0.020
11/6/2024	-0.013	-0.009	-0.025
11/7/2024	-0.008	0.009	-0.016
11/8/2024	-0.002	0.003	-0.013
11/9/2024	-0.008	0.001	-0.017
11/10/2024	-0.007	0.003	-0.019
11/11/2024	-0.015	0.001	-0.020
11/12/2024	-0.011	-0.004	-0.016
11/13/2024	-0.008	-0.003	-0.018
11/14/2024	-0.013	-0.004	-0.021
11/15/2024	-0.028	-0.013	-0.031
11/16/2024	-0.031	-0.021	-0.042
11/17/2024	-0.024	-0.017	-0.042
11/18/2024	-0.024	-0.020	-0.041
11/19/2024	-0.020	-0.020	-0.039
11/20/2024	-0.025	-0.015	-0.041
11/21/2024	-0.023	-0.010	-0.044
11/22/2024	-0.043	-0.018	-0.075
11/23/2024	-0.065	-0.036	-0.091
11/24/2024	-0.074	-0.049	-0.098
11/25/2024	-0.061	-0.037	-0.068
11/26/2024	-0.052	-0.030	-0.058
11/27/2024	-0.040	-0.029	-0.041
11/28/2024	-0.037	-0.022	-0.034
11/29/2024	-0.051	-0.024	-0.041
11/30/2024	-0.042	-0.029	-0.057
12/1/2024	-0.061	-0.040	-0.085
12/2/2024	-0.065	-0.046	-0.096
12/3/2024	-0.074	-0.059	-0.104
12/4/2024	-0.086	-0.070	-0.117
12/5/2024	-0.077	-0.065	-0.093
12/6/2024	-0.072	-0.061	-0.083
12/7/2024	-0.072	-0.056	-0.084
12/8/2024	-0.056	-0.066	-0.080
12/9/2024	-0.047	-0.049	-0.061
12/10/2024	-0.036	-0.045	-0.059
12/11/2024	-0.034	-0.042	-0.058
12/12/2024	-0.038	-0.049	-0.080
12/13/2024	-0.047	-0.065	-0.081
12/14/2024	-0.047	-0.060	-0.072

Mirage AMTS Z-Axis Readings - Average Daily Values (Change in Inches)			
Date	MIRAGE NW	MIRAGE SE	MIRAGE SW
12/15/2024	-0.032	-0.052	-0.062